

# CITY OF GROVER BEACH



## SECTION 3 GENERAL FUND

**CITY OF GROVER BEACH**

**GENERAL FUND**

**Fund Summary**



**GENERAL FUND - FUND SUMMARY**

FUND: 01 GENERAL FUND

	10/11 ACTUALS	11/12 ACTUALS	FISCAL YEAR 12/13			13/14 BUDGET
			ORIGINAL BUDGET	AMENDED BUDGET	ESTIMATED ACTUAL	
Beginning Fund Balance	3,321,642	3,375,333	\$ 2,585,812	\$ 2,585,812	\$ 2,585,812	\$ 3,137,534
Revenues:						
Revenues	6,635,566	6,555,425	6,574,598	6,574,598	6,945,374	6,650,863
Transfers In	458,650	443,653	538,610	538,610	538,610	618,241
Total Revenues	<u>7,094,216</u>	<u>6,999,078</u>	<u>7,113,208</u>	<u>7,113,208</u>	<u>7,483,984</u>	<u>7,269,104</u>
Expenditures:						
Salaries and Benefits	4,216,266	4,454,105	4,258,600	4,258,600	4,195,461	4,595,700
Supplies and Services	2,267,914	2,351,407	2,495,730	2,520,730	2,480,881	2,513,532
Minor Capital	66,597	220,895	54,600	54,600	52,610	66,800
Debt Service	46,930	43,000	56,810	56,810	12,810	56,900
Capital Improvement Program	358,977	121,538	25,000	41,000	41,000	28,600
Transfers Out	60,712	155,700	99,500	99,500	149,500	94,500
Total Expenditures	<u>7,017,396</u>	<u>7,346,645</u>	<u>6,990,240</u>	<u>7,031,240</u>	<u>6,932,262</u>	<u>7,356,032</u>
Net Revenues Over Expenses	76,820	(347,568)	122,968	81,968	551,722	(86,928)
Anticipated Underexpenditures	-	-	-	-	-	-
Total Operating Increases (Decreases)	<u>76,820</u>	<u>(347,568)</u>	<u>122,968</u>	<u>81,968</u>	<u>551,722</u>	<u>(86,928)</u>
Additions to Fund Balance	-	-	-	-	-	-
Reductions to Fund Balance	(23,129)	(441,953)	-	-	-	-
Total Adjustments to Fund Balance	<u>(23,129)</u>	<u>(441,953)</u>	<u>122,968</u>	<u>81,968</u>	<u>551,722</u>	<u>(86,928)</u>
Ending Fund Balance	<u>3,375,333</u>	<u>2,585,812</u>	<u>\$ 2,708,780</u>	<u>\$ 2,667,780</u>	<u>3,137,534</u>	<u>\$ 3,050,606</u>
Beginning Cash Balance	1,919,852	1,618,373	\$ 1,376,975	\$ 1,376,975	\$ 1,376,975	\$ 1,928,697
Increase to Cash Balance	7,120,225	7,298,247	7,113,208	7,113,208	7,483,984	7,269,104
Decrease to Cash Balance	7,421,704	7,539,644	6,990,240	7,031,240	6,932,262	7,356,032
Cash reserves to carry forward	-	-	-	-	-	-
Cash reserves to use Prior Year	-	-	-	-	-	-
<b>Ending Cash Balance</b>	<u><b>1,618,373</b></u>	<u><b>1,376,975</b></u>	<u><b>1,499,943</b></u>	<u><b>1,458,943</b></u>	<u><b>1,928,697</b></u>	<u><b>1,841,769</b></u> *



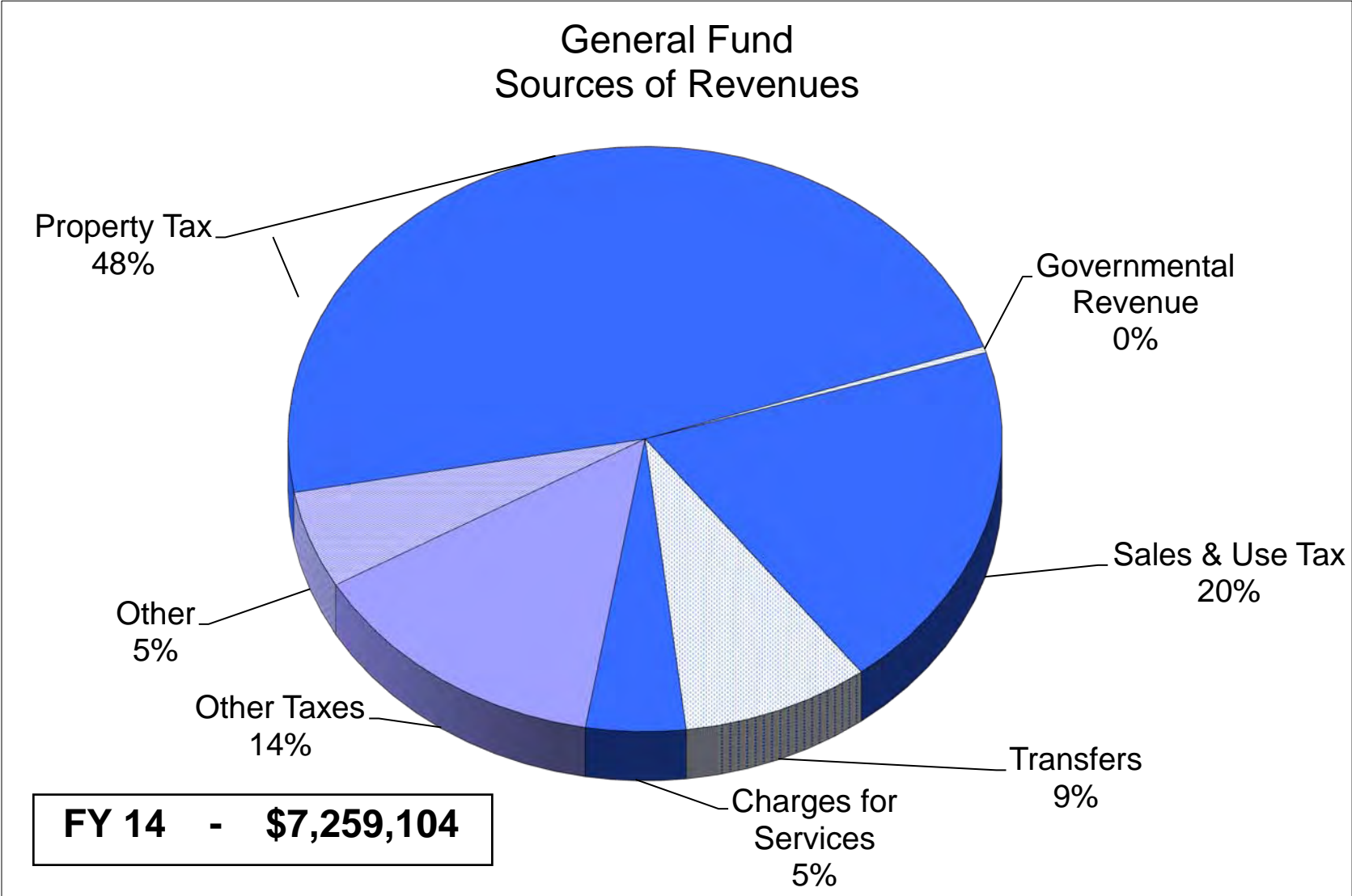
**CITY OF GROVER BEACH**

**GENERAL FUND**

**REVENUE DETAIL**



**City of Grover Beach  
General Fund Sources of Revenues**







**GENERAL FUND - REVENUE DETAIL**

FUND: 01 GENERAL FUND

ACCOUNT	LINE ITEM	FISCAL YEAR 12/13					
		10/11 ACTUALS	11/12 ACTUALS	ORIGINAL BUDGET	AMENDED BUDGET	ESTIMATED ACTUAL	13/14 BUDGET
<b>TAXES</b>							
01-000-3110-301-301	Property Taxes - Current Secured	2,841,942	\$ 2,823,698	\$ 2,832,229	\$ 2,832,229	\$ 2,995,162	\$ 2,909,792
01-000-3110-301-302	Street Lighting - Property Tax	460,805	462,644	460,000	460,000	491,000	460,020
01-000-3110-301-319	Property Taxes - Redevelopment Pass Thru	40,497	37,679	35,000	35,000	23,365	23,365
01-000-3110-301-303	Property Taxes - Current Unsecured	86,389	46,208	45,463	45,463	48,139	48,100
01-000-3110-301-304	Property Taxes - Prior Year	57,417	56,338	54,000	54,000	34,000	34,000
01-000-3110-302	Utility User's Tax	137,562	133,485	130,000	130,000	133,000	133,000
01-000-3110-302-313	UUT - Water	24,436	26,860	28,000	28,000	28,311	28,900
01-000-3110-303	Franchise Fees	483,015	471,372	453,800	453,800	463,400	463,400
01-000-3110-304	Sales and Use Taxes	743,625	779,051	750,000	750,000	806,800	806,800
01-000-3110-304-324	Sales and Use Taxes 1/2 Cent	518,873	562,988	545,000	545,000	606,400	606,400
01-000-3110-305-305	State Sales Tax - Public Safety	41,744	60,109	55,000	55,000	66,300	66,300
01-000-3110-306	Transient Occupancy Tax	220,253	260,808	250,000	250,000	275,000	280,500
01-000-3110-307	Property Transfer Tax	23,979	34,023	30,000	30,000	45,000	45,000
	<b>Total</b>	<b>5,680,537</b>	<b>5,755,263</b>	<b>5,668,492</b>	<b>5,668,492</b>	<b>6,015,877</b>	<b>5,905,577</b>
<b>LICENSES &amp; PERMITS</b>							
01-000-3210-308	Business Tax Certificates	73,664	74,108	74,000	74,000	76,000	76,000
01-000-3210-309	Bicycle License	40	15	-	-	25	-
01-000-3210-310	Building Permits	-	-	73,238	73,238	45,807	92,197
01-000-3210-311	Sewer Permits	-	-	705	705	135	810
01-000-3210-312	Street Encroachment Permits	-	-	1,000	1,000	6,000	6,000
01-000-3210-313	Grading Permits	-	-	500	500	511	500
01-000-3210-429	Sprinkler Permit	3,485	8,382	8,382	8,382	4,563	5,528
01-000-3210-434	Tobacco Retailer License	3,487	3,136	3,136	3,136	3,584	3,584
	<b>Total</b>	<b>80,676</b>	<b>85,641</b>	<b>160,961</b>	<b>160,961</b>	<b>136,625</b>	<b>184,619</b>
<b>FINES &amp; PENALTIES</b>							
01-000-3310-314-306	Vehicle Code Fines - County	34,680	38,326	33,500	33,500	30,400	30,400
01-000-3310-315-307	Criminal Fines and Penalties - City Collection	24,529	18,141	14,000	14,000	22,800	22,800
	<b>Total</b>	<b>59,209</b>	<b>56,467</b>	<b>47,500</b>	<b>47,500</b>	<b>53,200</b>	<b>53,200</b>
<b>USE OF MONEY AND PROPERTY</b>							
01-000-3410-316	General Fund Interest Income	1,043	(157)	1,000	1,000	-	-
01-000-3410-317	Recreation Rentals	38,753	47,723	45,000	45,000	41,500	41,500

**GENERAL FUND - REVENUE DETAIL**

FUND: 01 GENERAL FUND

ACCOUNT	LINE ITEM	FISCAL YEAR 12/13					
		10/11 ACTUALS	11/12 ACTUALS	ORIGINAL BUDGET	AMENDED BUDGET	ESTIMATED ACTUAL	13/14 BUDGET
01-000-3410-320	Sale of Property	22,158	12,676	162,000	162,000	150,584	5,000
01-000-3410-321	Lease Agreements	86,585	107,638	85,000	85,000	85,212	86,900
01-000-3410-322	Use of City Staff/Equipment	23,446	25,157	22,216	22,216	21,000	21,000
01-000-3410-559	CDBG Administrative Fee	4,689	5,567	-	-	-	-
	<b>Total</b>	<b>176,674</b>	<b>198,604</b>	<b>315,216</b>	<b>315,216</b>	<b>298,296</b>	<b>154,400</b>

REVENUE FROM OTHER AGENCIES

01-000-3510-325	State Mandated Cost Reimbursements	10,696	3,124	5,000	5,000	4,310	-
01-000-3510-327	Motor Vehicle License Fees	70,592	6,568	-	-	6,808	-
01-000-3510-328	POST Reimbursements	12,374	18,843	15,000	15,000	12,648	15,000
01-000-3510-329	Nuclear Power Training Reimbursements	6,326	-	-	-	2,738	-
01-000-3510-340	Energy Efficient Block Grant	57,557	15,135	-	-	-	-
01-000-3510-341	California Energy Commission Loan	219,827	25,936	-	-	-	-
01-000-3510-430	Homeland Security Grant	-	161,344	-	-	-	-
01-000-3510-448	Five Cities Fire Authority Reimbursement	-	10,229	10,000	10,000	-	10,000
	<b>Total</b>	<b>377,372</b>	<b>241,179</b>	<b>30,000</b>	<b>30,000</b>	<b>26,504</b>	<b>25,000</b>

SERVICE CHARGES

01-000-3611-334	Planning and Development Application Fees	-	(105)	50,000	50,000	12,000	12,000
01-000-3611-335	Sale of Maps and Publications	299	470	300	300	500	500
01-000-3611-336	Filing and Certification Fees	269	85	250	250	1,849	100
01-000-3611-337	Police Reports	4,454	3,705	3,700	3,700	4,000	4,000
01-000-3611-338	Plan Check Building - In House	-	-	11,000	11,000	7,500	7,500
01-000-3611-338-533	Plan Check Fees - Planning In House	-	-	3,200	3,200	3,900	6,030
01-000-3611-342	Recreation Class Fees	12,144	15,594	14,000	14,000	11,000	11,000
01-000-3611-343	Fire & Life Safety Inspection Fees	7,621	12,179	12,000	12,000	8,000	8,000
01-000-3611-344	Weed Abatement Charges	9,594	1,040	1,500	1,500	4,103	4,100
01-000-3611-346	Miscellaneous	88,838	56,178	50,000	50,000	185,000	60,000
01-000-3611-348	Street Design Fees (Cost Recovery)	195	-	-	-	202	-
01-000-3611-351	Vehicle Impound Fees	10,080	10,656	10,000	10,000	8,500	8,500
01-000-3611-352	City Booking Fees	1,090	200	200	200	-	-
01-000-3611-353	Return Check Fee	1,975	1,950	2,000	2,000	2,000	2,000
01-000-3611-355	Tiny Tots Class Fees	96,339	92,062	92,000	92,000	90,200	90,200
01-000-3611-394-108	Cancellation Fee	194	60	50	50	290	-
01-000-3611-420	Plan Check Fees - Building Outsourced	-	-	16,012	16,012	11,400	29,900

**GENERAL FUND - REVENUE DETAIL**

FUND: 01 GENERAL FUND

ACCOUNT	LINE ITEM	10/11 ACTUALS	11/12 ACTUALS	FISCAL YEAR 12/13			13/14 BUDGET
				ORIGINAL BUDGET	AMENDED BUDGET	ESTIMATED ACTUAL	
01-000-3611-420-534	Building Engineering - Plan Ck Cost Recover	-	-	5,000	5,000	12,000	14,000
01-000-3611-420-535	Building - Outsourced Plan Ck - Fire	-	-	1,500	1,500	1,500	1,500
01-000-3611-421	Planning Fees (Zoning Clearance) In House	-	-	3,052	3,052	1,400	1,894
01-000-3611-422	Planning Project Review - Outsourced	-	-	1,000	1,000	-	-
01-000-3611-423	Planning Engineering - Cost Recovery	-	-	2,000	2,000	1,121	-
01-000-3611-427	Notary Fee	350	260	300	300	200	200
01-000-3611-428	Admin Fee for Collection of SMIP	-	-	978	978	1,000	1,091
01-000-3611-428-532	Admin Processing Fee based on Bldg Fees	-	-	29,731	29,731	16,000	34,854
01-000-3611-428-536	Admin Processing Fee based on Planning Fe	-	-	18,000	18,000	2,533	2,138
01-000-3611-432	Address Notification Fee	-	-	482	482	-	282
01-000-3611-437	Administrative Citations	11,625	6,870	5,000	5,000	3,000	3,000
01-000-3611-438	Fingerprinting - Livescan	6,628	6,393	6,500	6,500	15,000	13,000
01-000-3611-440	Multi Dwelling Property Inspection (R1)	9,403	10,674	10,674	10,674	10,674	10,674
01-000-3611-447	General Plan Maintenance Fee	-	-	2,000	2,000	-	1,604
	<b>Total</b>	<b>261,098</b>	<b>218,271</b>	<b>352,429</b>	<b>352,429</b>	<b>414,872</b>	<b>328,067</b>
<b>TRANSFERS IN</b>							
01-000-3000	Transfers In	458,650	443,653	538,610	538,610	538,610	618,241
	<b>Total</b>	<b>458,650</b>	<b>443,653</b>	<b>538,610</b>	<b>538,610</b>	<b>538,610</b>	<b>618,241</b>
	<b>Grand Total</b>	<b>7,094,216</b>	<b>\$ 6,999,078</b>	<b>\$ 7,113,208</b>	<b>\$ 7,113,208</b>	<b>\$ 7,483,984</b>	<b>\$ 7,269,104</b>

**GENERAL FUND - REVENUE DETAIL**

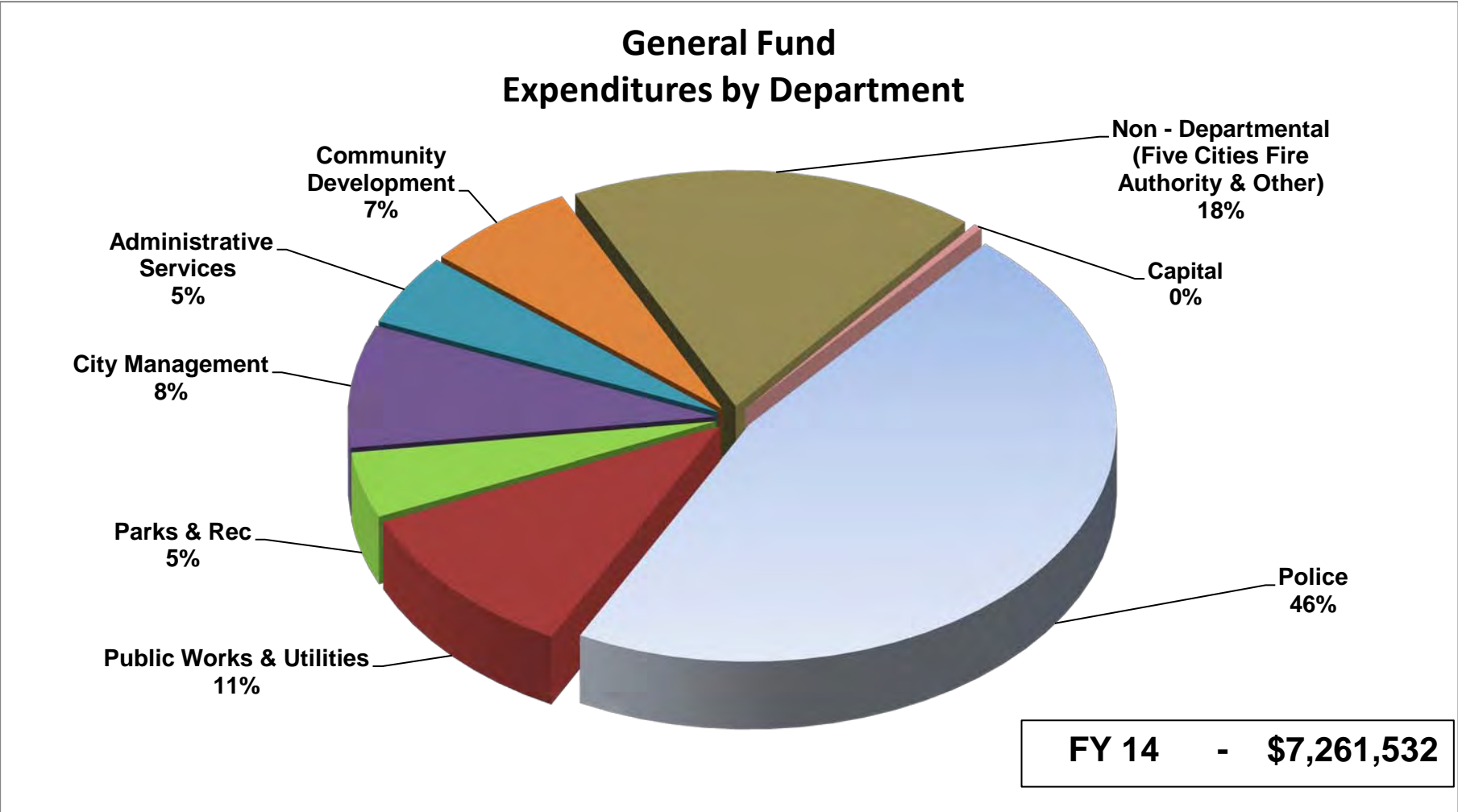
FUND: 01 GENERAL FUND

ACCOUNT	LINE ITEM	10/11 ACTUALS	11/12 ACTUALS	FISCAL YEAR 12/13			13/14 BUDGET
				ORIGINAL BUDGET	AMENDED BUDGET	ESTIMATED ACTUAL	

**CITY OF GROVER BEACH**  
**GENERAL FUND**  
**Expenditure Summary by Department**



**City of Grover Beach  
General Fund Expenditures by Department**







## GENERAL FUND EXPENDITURE SUMMARY BY DEPARTMENT

FUND: 01 GENERAL FUND

DEPARTMENT		10/11 ACTUALS	11/12 ACTUALS	FISCAL YEAR 12/13			13/14 BUDGET
				ORIGINAL BUDGET	AMENDED BUDGET	ESTIMATED ACTUAL	
000	Non Departmental	1,230,879	1,325,483	1,287,474	1,287,474	1,256,521	1,300,167
	Total Non Departmental	1,230,879	1,325,483	1,287,474	1,287,474	1,256,521	1,300,167
121	Legislative	180,895	189,580	207,900	207,900	193,573	220,300
122	General Management	157,754	191,478	218,085	218,085	219,510	232,675
123	Human Resources	147,385	129,503	149,945	164,945	166,584	156,585
	Total General Management	486,034	510,561	575,930	590,930	579,667	609,560
131	General Accounting	334,929	318,292	355,800	355,800	284,027	325,300
132	Utility Billing	-	-	-	-	-	-
133	Risk Management	31,358	30,335	24,700	24,700	24,295	27,100
	Total Administrative Services	366,287	348,627	380,500	380,500	308,322	352,400
141	Planning	86,608	179,918	318,900	328,900	313,311	349,925
144	Building	-	748	113,900	113,900	-	134,650
	Total Community Development	86,608	180,666	432,800	442,800	313,311	484,575
164	Facility Maintenance	471,444	484,625	420,610	420,610	434,375	449,070
165	Streets	203,864	215,399	197,125	197,125	196,709	192,400
166	City Shop/Corp Yard	208,968	213,918	122,800	122,800	119,537	130,485
168	Code Enforcement	10,465	11,762	13,550	13,550	13,425	14,950
	Total Public Works and Utilities	894,741	925,704	754,085	754,085	764,046	786,905
171	Recreation	238,983	271,200	245,245	245,245	253,171	255,995
172	Parks Facilities	36,057	48,509	44,500	44,500	41,409	43,300
173	Community Services	32,492	36,044	23,100	23,100	24,485	24,850
	Total Parks and Recreation	307,532	355,753	312,845	312,845	319,065	324,145
181	Fire Support Services	478	-	-	-	-	-
182	Fire Operations	58,902	-	-	-	-	-
183	Code Enforcement	755	-	-	-	-	-
	Total Fire	60,135	-	-	-	-	-

**GENERAL FUND EXPENDITURE SUMMARY BY DEPARTMENT**

FUND: 01 GENERAL FUND

DEPARTMENT	10/11 ACTUALS	11/12 ACTUALS	FISCAL YEAR 12/13			13/14 BUDGET
			ORIGINAL BUDGET	AMENDED BUDGET	ESTIMATED ACTUAL	
191 Police Support Services	366,364	385,822	396,900	396,900	390,975	436,000
192 Police Operations	1,819,506	2,025,374	1,842,725	1,842,725	1,780,430	1,962,650
193 Investigations	246,655	258,956	158,300	158,300	174,850	181,700
194 Communications & Records	686,036	709,461	724,181	724,181	731,931	794,830
<b>Total Police</b>	<b>3,118,561</b>	<b>3,379,613</b>	<b>3,122,106</b>	<b>3,122,106</b>	<b>3,078,186</b>	<b>3,375,180</b>
Capital Improvement Program	358,977	121,538	25,000	41,000	41,000	28,600
<b>TOTALS</b>	<b>6,909,754</b>	<b>7,147,945</b>	<b>6,890,740</b>	<b>6,931,740</b>	<b>6,660,118</b>	<b>7,261,532</b>

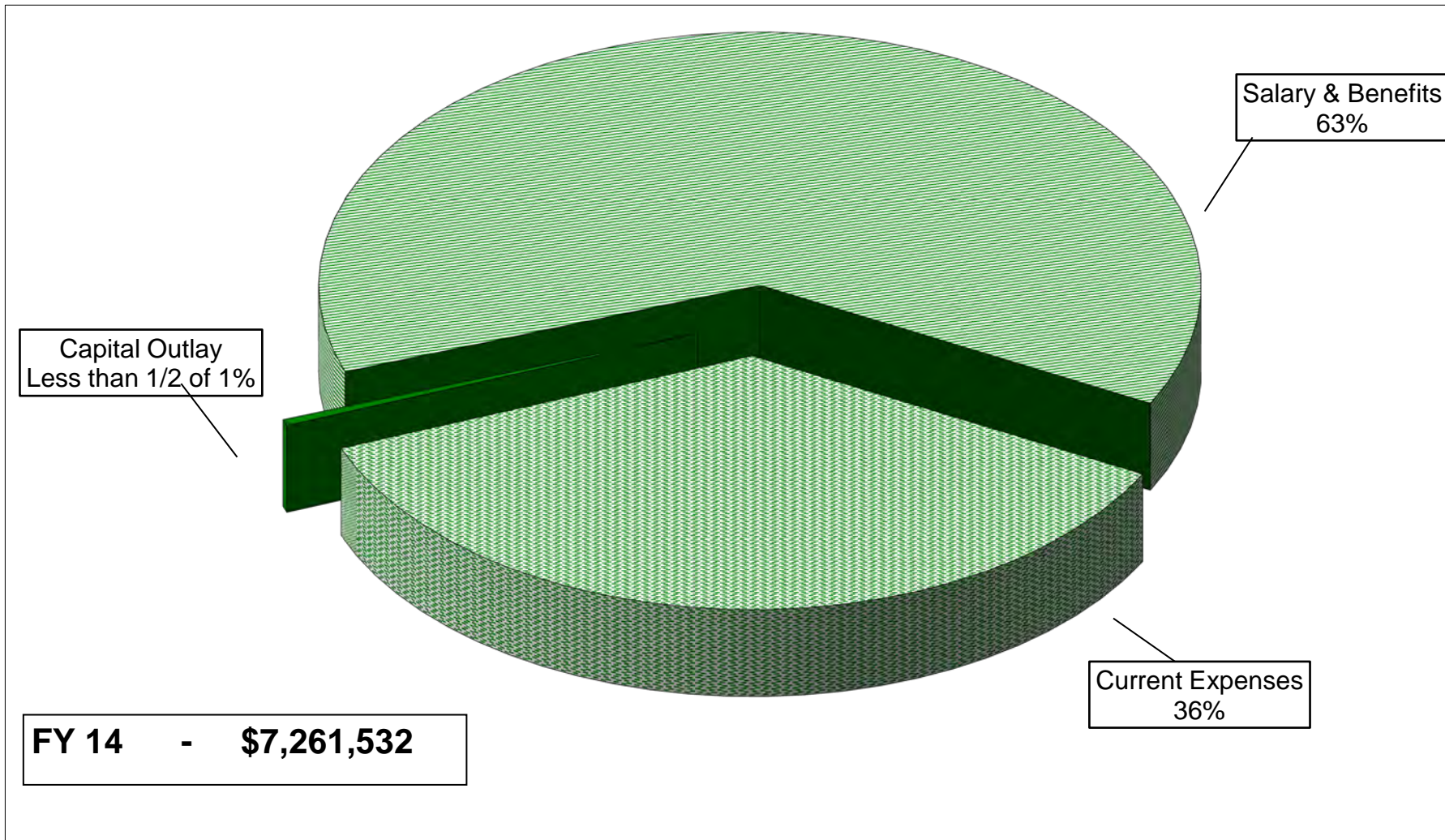
**CITY OF GROVER BEACH**

**GENERAL FUND**

**Expenditure by Object**



**City of Grover Beach  
General Fund Expenditures by Type  
(Excluding Transfers)**





**GENERAL FUND EXPENDITURES BY OBJECT**

FUND: 01 GENERAL FUND

ACCOUNT LINE ITEM	10/11 ACTUALS	11/12 ACTUALS	FISCAL YEAR 12/13			13/14 BUDGET
			ORIGINAL BUDGET	AMENDED BUDGET	ESTIMATED ACTUAL	
<b>BUDGET ANALYSIS</b>						
<b><u>SALARIES/FRINGE BENEFITS</u></b>						
4001 Salaries: Full-Time	\$ 2,701,173	\$ 2,833,358	\$ 2,695,900	\$ 2,695,900	\$ 2,633,100	\$ 2,859,400
4002 Salaries: Part-Time	\$ 61,403	\$ 42,523	\$ 20,700	\$ 20,700	\$ 17,367	\$ 16,400
4003 Salaries: Temporary	\$ 3,087	\$ 1,142	\$ -	\$ -	\$ -	\$ -
4005 Salaries: Reserve	\$ 21,984	\$ 19,055	\$ 19,000	\$ 19,000	\$ 16,000	\$ 19,000
4006 Salaries: Elected	\$ 18,000	\$ 18,390	\$ 18,000	\$ 18,000	\$ 18,000	\$ 18,000
4010 Overtime	\$ 74,107	\$ 60,761	\$ 69,600	\$ 69,600	\$ 99,744	\$ 74,800
4020 Social Security	\$ 175,463	\$ 182,715	\$ 178,500	\$ 178,500	\$ 175,710	\$ 184,000
4022 Medicare	\$ 42,167	\$ 43,598	\$ 41,800	\$ 41,800	\$ 42,950	\$ 43,200
4030 Workers Compensation	\$ 138,102	\$ 133,188	\$ 92,800	\$ 92,800	\$ 92,500	\$ 153,100
4034 Unemployment Compensation	\$ 15,489	\$ 229	\$ 15,000	\$ 15,000	\$ 10,000	\$ 10,000
4040 Medical Insurance	\$ 444,147	\$ 454,510	\$ 442,000	\$ 442,000	\$ 451,350	\$ 488,300
4042 Dental/Life	\$ 37,528	\$ 41,362	\$ 41,400	\$ 41,400	\$ 40,775	\$ 53,600
4048 Long Term Disability	\$ 5,786	\$ 7,367	\$ 9,200	\$ 9,200	\$ 7,385	\$ 9,700
4050 PERS Retirement	\$ 445,502	\$ 571,925	\$ 563,200	\$ 563,200	\$ 540,850	\$ 609,500
4067 Safety Equipment Allowance	\$ 14,678	\$ 24,099	\$ 22,100	\$ 22,100	\$ 27,150	\$ 21,300
4070 Deferred Compensation	\$ 9,187	\$ 9,269	\$ 16,300	\$ 16,300	\$ 9,170	\$ 22,300
4080 Automobile Allowance	\$ 7,659	\$ 9,634	\$ 11,800	\$ 11,800	\$ 12,250	\$ 11,800
4081 Cell Phone Allowance	\$ 804	\$ 980	\$ 1,300	\$ 1,300	\$ 1,160	\$ 1,300
<b>Total Salaries &amp; Benefits</b>	<b>\$ 4,216,266</b>	<b>\$ 4,454,105</b>	<b>\$ 4,258,600</b>	<b>\$ 4,258,600</b>	<b>\$ 4,195,461</b>	<b>\$ 4,595,700</b>

**SUPPLIES & SERVICES**

4100 Supplies - Office	\$ 5,006	\$ 4,287	\$ 6,500	\$ 6,500	\$ 6,070	\$ 6,350
4130 Supplies - Data Processing	\$ 6,321	\$ 5,757	\$ 6,100	\$ 6,100	\$ 6,169	\$ 6,500
4140 Supplies - Software	\$ -	\$ -	\$ 800	\$ 800	\$ 500	\$ 800
4150 Supplies - Other	\$ 12,475	\$ 12,901	\$ 14,650	\$ 14,650	\$ 13,487	\$ 15,700
4151 Supplies - Special Events	\$ 104	\$ -	\$ -	\$ -	\$ -	\$ -
4170 Supplies - Custodial	\$ 11,193	\$ 10,423	\$ 17,100	\$ 17,100	\$ 14,942	\$ 17,100
4180 Supplies - Safety	\$ 1,871	\$ 2,298	\$ 3,300	\$ 3,300	\$ 2,100	\$ 3,300
4185 Marketing Materials and Supplies	\$ 14,404	\$ 219	\$ 400	\$ 400	\$ 400	\$ 400
4190 Operating Supplies and Tools	\$ 465	\$ 838	\$ 1,200	\$ 1,200	\$ 1,200	\$ 1,200
4195 Signage	\$ -	\$ 136	\$ -	\$ -	\$ 750	\$ 700
4200 Dues and Memberships	\$ 7,717	\$ 7,631	\$ 22,774	\$ 22,774	\$ 23,120	\$ 24,203



**GENERAL FUND EXPENDITURES BY OBJECT**

FUND: 01 GENERAL FUND

ACCOUNT LINE ITEM	FISCAL YEAR 12/13					
	10/11 ACTUALS	11/12 ACTUALS	ORIGINAL BUDGET	AMENDED BUDGET	ESTIMATED ACTUAL	13/14 BUDGET
4205 Subscriptions and Publications	\$ 1,681	\$ 1,391	\$ 2,200	\$ 2,200	\$ 2,304	\$ 2,200
4210 Marketing and Meetings	\$ 11,029	\$ 10,291	\$ 17,400	\$ 17,400	\$ 19,540	\$ 20,400
4211 Employee Recognition	\$ 591	\$ 710	\$ 1,500	\$ 1,500	\$ 710	\$ 1,500
4214 Training and Education	\$ 23,234	\$ 17,851	\$ 29,260	\$ 29,260	\$ 31,950	\$ 31,650
4218 Education	\$ 2,770	\$ 1,807	\$ 4,500	\$ 4,500	\$ 2,500	\$ 4,500
4220 Advertising and Notices	\$ 6,209	\$ 4,867	\$ 11,000	\$ 11,000	\$ 10,200	\$ 11,000
4230 Copying - Allocated	\$ 7,604	\$ 8,784	\$ 14,350	\$ 14,350	\$ 12,425	\$ 14,350
4234 Printing and Copying	\$ 7,049	\$ 10,571	\$ 11,150	\$ 11,150	\$ 12,820	\$ 11,150
4240 Telephone	\$ 15,899	\$ 14,510	\$ 19,100	\$ 19,100	\$ 17,050	\$ 19,100
4250 Postage and Shipping	\$ 12,788	\$ 10,245	\$ 21,650	\$ 21,650	\$ 18,805	\$ 21,650
4260 Small Tools and Equipment	\$ 2,701	\$ 3,016	\$ 3,150	\$ 3,150	\$ 3,272	\$ 4,250
4270 Vehicle Fuel	\$ 50,009	\$ 57,465	\$ 54,470	\$ 54,470	\$ 54,000	\$ 54,470
4274 Utilities - Natural Gas	\$ 4,006	\$ 4,624	\$ 4,300	\$ 4,300	\$ 4,400	\$ 4,300
4275 Utilities - Electricity	\$ 57,857	\$ 49,600	\$ 56,100	\$ 56,100	\$ 49,200	\$ 56,100
4276 Utilities - Water	\$ 54,408	\$ 63,877	\$ 47,000	\$ 47,000	\$ 68,000	\$ 62,000
4277 Utilities - Sewer	\$ 2,139	\$ 1,946	\$ 2,200	\$ 2,200	\$ 2,200	\$ 2,750
4278 Waste Disposal	\$ 2,168	\$ 2,995	\$ 2,200	\$ 2,200	\$ 2,600	\$ 2,200
4280 Insurance	\$ 171,078	\$ 153,168	\$ 170,456	\$ 170,456	\$ 169,940	\$ 166,875
4290 Miscellaneous Fees/Charges	\$ 2,807	\$ 5,987	\$ 24,350	\$ 24,350	\$ 21,789	\$ 24,350
4300 Services - Administrative	\$ 3,822	\$ 9,223	\$ 13,000	\$ 13,000	\$ 13,000	\$ 13,000
4310 Services - Legal	\$ 91,786	\$ 88,741	\$ 108,425	\$ 123,425	\$ 129,700	\$ 108,425
4330 Services - Engineering	\$ 3,213	\$ 5,408	\$ 7,000	\$ 7,000	\$ 5,500	\$ 7,000
4331 City Engineer - Cost Recovery	\$ 899	\$ -	\$ 10,500	\$ 10,500	\$ 14,500	\$ 10,500
4340 Services - Communications	\$ 21,677	\$ 21,593	\$ 21,900	\$ 21,900	\$ 21,900	\$ 21,900
4350 Services - Maintenance	\$ 112,255	\$ 107,513	\$ 76,360	\$ 76,360	\$ 76,632	\$ 81,460
4355 Services - Medical	\$ 300	\$ 480	\$ 3,000	\$ 3,000	\$ 3,000	\$ 3,000
4360 Services - Miscellaneous	\$ 105,173	\$ 86,886	\$ 89,125	\$ 89,125	\$ 89,425	\$ 76,800
4370 Services - Education and Recreation	\$ 57,015	\$ 56,527	\$ 50,000	\$ 50,000	\$ 52,000	\$ 50,000
4380 Services - Other	\$ 156,198	\$ 158,167	\$ 177,350	\$ 177,350	\$ 116,696	\$ 125,125
4386 Community and City Relations	\$ 865	\$ 129	\$ 900	\$ 900	\$ 500	\$ 900
4390 Contractual Obligations	\$ 1,181,577	\$ 1,308,315	\$ 1,323,960	\$ 1,333,960	\$ 1,337,779	\$ 1,377,724
4400 Rentals and Leases Equipment	\$ 1,739	\$ 1,758	\$ 4,700	\$ 4,700	\$ 4,200	\$ 4,700
4430 Rentals and Leases Other	\$ 3,988	\$ 2,746	\$ 1,000	\$ 1,000	\$ 2,200	\$ 2,200
4440 Maintenance of Vehicles	\$ 19,639	\$ 18,584	\$ 17,900	\$ 17,900	\$ 18,230	\$ 17,900
4450 Maintenance of Facilities	\$ 7,906	\$ 13,117	\$ 15,700	\$ 15,700	\$ 16,000	\$ 15,700

**GENERAL FUND EXPENDITURES BY OBJECT**

FUND: 01 GENERAL FUND

ACCOUNT LINE ITEM	FISCAL YEAR 12/13					
	10/11 ACTUALS	11/12 ACTUALS	ORIGINAL BUDGET	AMENDED BUDGET	ESTIMATED ACTUAL	13/14 BUDGET
4470 Maintenance of Equipment	\$ 4,278	\$ 4,025	\$ 5,750	\$ 5,750	\$ 7,076	\$ 6,150
4690 Late Fees and Finance Charges	\$ 1	\$ -	\$ -	\$ -	\$ 100	\$ -
<b>Total Supplies &amp; Services</b>	<b>\$ 2,267,914</b>	<b>\$ 2,351,407</b>	<b>\$ 2,495,730</b>	<b>\$ 2,520,730</b>	<b>\$ 2,480,881</b>	<b>\$ 2,513,532</b>
<b>MINOR CAPITAL</b>						
4800 Equipment Purchases	\$ (4,888)	\$ 167,562	\$ 4,600	\$ 4,600	\$ 4,310	\$ 9,800
4840 Data Processing Equipment	\$ 30,743	\$ 29,959	\$ 45,000	\$ 45,000	\$ 46,000	\$ 50,000
4880 Special Projects	\$ 40,742	\$ 16,757	\$ 5,000	\$ 5,000	\$ 2,300	\$ 7,000
Prior Years Special Activities	\$ -	\$ 6,617	\$ -	\$ -	\$ -	\$ -
<b>Total Minor Capital</b>	<b>\$ 66,597</b>	<b>\$ 220,895</b>	<b>\$ 54,600</b>	<b>\$ 54,600</b>	<b>\$ 52,610</b>	<b>\$ 66,800</b>
<b>DEBT SERVICE</b>						
4900 Principal	\$ -	\$ -	\$ 10,740	\$ 10,740	\$ 5,740	\$ 10,900
4930 Interest	\$ -	\$ -	\$ 46,070	\$ 46,070	\$ 7,070	\$ 46,000
<b>Total Debt Service Payments</b>	<b>\$ -</b>	<b>\$ -</b>	<b>\$ 56,810</b>	<b>\$ 56,810</b>	<b>\$ 12,810</b>	<b>\$ 56,900</b>
<b>CAPITAL IMPROVEMENT PROGRAM</b>	<b>\$ 358,977</b>	<b>\$ 121,538</b>	<b>\$ 25,000</b>	<b>\$ 41,000</b>	<b>\$ 41,000</b>	<b>\$ 28,600</b>
<b>TRANSFERS</b>						
4000 TRANSFERS OUT	\$ 60,712	\$ 155,700	\$ 99,500	\$ 99,500	\$ 149,500	\$ 94,500
<b>Total Transfers</b>	<b>\$ 60,712</b>	<b>\$ 155,700</b>	<b>\$ 99,500</b>	<b>\$ 99,500</b>	<b>\$ 149,500</b>	<b>\$ 94,500</b>
<b>GRAND TOTAL</b>	<b>\$ 6,970,466</b>	<b>\$ 7,303,645</b>	<b>\$ 6,990,240</b>	<b>\$ 7,031,240</b>	<b>\$ 6,932,262</b>	<b>\$ 7,356,032</b>
<b>EXPENDITURE BY TYPE</b>						
Total Operating Expenditures	\$ 6,909,754	\$ 7,147,945	\$ 6,890,740	\$ 6,931,740	\$ 6,782,762	\$ 7,261,532
Total Intra - City Expenditures	\$ 60,712	\$ 155,700	\$ 99,500	\$ 99,500	\$ 149,500	\$ 94,500
<b>GRAND TOTAL</b>	<b>\$ 6,970,466</b>	<b>\$ 7,303,645</b>	<b>\$ 6,990,240</b>	<b>\$ 7,031,240</b>	<b>\$ 6,932,262</b>	<b>\$ 7,356,032</b>

**GENERAL FUND EXPENDITURES BY OBJECT**

FUND: 01 GENERAL FUND

ACCOUNT LINE ITEM	10/11 ACTUALS	11/12 ACTUALS	FISCAL YEAR 12/13			13/14 BUDGET
			ORIGINAL BUDGET	AMENDED BUDGET	ESTIMATED ACTUAL	

**CITY OF GROVER BEACH**

**GENERAL FUND**

**Expenditure Detail**



**CITY OF GROVER BEACH**  
**NON DEPARTMENTAL OVERVIEW**

**MISSION STATEMENT:**

Non Departmental section is used to account for costs not attributable to a specific City Department.

	10/11 ACTUALS	11/12 ACTUALS	FISCAL YEAR 12/13			13/14 BUDGET
			ORIGINAL BUDGET	AMENDED BUDGET	ESTIMATED ACTUAL	
Salaries and Benefits	\$ 67,789	\$ 56,916	\$ -	\$ -	\$ -	\$ -
Supplies and Services	1,163,090	1,268,567	1,243,474	1,243,474	1,256,521	1,256,167
Minor Capital	-	-	-	-	-	-
Debt Service	-	-	44,000	44,000	-	44,000
<b>ACTIVITY TOTAL</b>	<b>1,230,879</b>	<b>1,325,483</b>	<b>1,287,474</b>	<b>1,287,474</b>	<b>1,256,521</b>	<b>1,300,167</b>
<b>Funding Source (s):</b>						
General Fund	\$ 1,230,879	\$ 1,325,483	\$ 1,287,474	\$ 1,287,474	\$ 1,256,521	\$ 1,300,167
Wastewater	\$ -	\$ -	\$ -	\$ -	\$ -	\$ -
Water	\$ -	\$ -	\$ -	\$ -	\$ -	\$ -
Local Transportation Fund	\$ -	\$ -	\$ -	\$ -	\$ -	\$ -
Building and Planning Fund	\$ -	\$ -	\$ -	\$ -	\$ -	\$ -
Agency Area One	\$ -	\$ -	\$ -	\$ -	\$ -	\$ -
Agency Area Two	\$ -	\$ -	\$ -	\$ -	\$ -	\$ -
<b>FUNDING TOTAL</b>	<b>\$ 1,230,879</b>	<b>\$ 1,325,483</b>	<b>\$ 1,287,474</b>	<b>\$ 1,287,474</b>	<b>\$ 1,256,521</b>	<b>\$ 1,300,167</b>

Included in the Non Departmental Section of the General Fund are the following items:

Central Coast Cities Self Insurance Fund Tail Claims Administered by the California Joint Powers Insurance Authority - have been placed on a year by year status. No payment is necessary in FY 14.

Five Cities Fire Authority Joint Powers Agreement payment - \$1,206,660.

---

**CITY OF GROVER BEACH  
NON DEPARTMENTAL OVERVIEW**

---

**GENERAL FUND - EXPENDITURE DETAIL**

FUND: 01 GENERAL FUND  
 PROGRAM: 000-Non Departmental

ACCOUNT	LINE ITEM	10/11 ACTUALS	11/12 ACTUALS	FISCAL YEAR 12/13			13/14 BUDGET
				ORIGINAL BUDGET	AMENDED BUDGET	ESTIMATED ACTUAL	
<b>BUDGET ANALYSIS</b>							
<u>SALARIES/BENEFITS</u>							
4030	Workers Compensation	67,789	56,916	-	-	-	-
	Total Salaries and Benefits	67,789	56,916	-	-	-	-
<u>SUPPLIES &amp; SERVICES</u>							
4200	Dues and Memberships	-	-	14,314	14,314	14,314	15,443
4210	Marketing and Meetings	-	-	10,000	10,000	10,000	10,000
4280	Insurance	-	135	-	-	14	20
4290	Miscellaneous Fees/Charges	-	1,246	5,000	5,000	1,989	5,000
4310	Services - Legal	5,040	7,140	7,500	7,500	12,000	7,500
4360	Services - Miscellaneous	18,698	-	-	-	-	-
4390	Contractual Obligations	1,139,352	1,260,046	1,206,660	1,206,660	1,218,204	1,218,204
	Total Supplies and Services	1,163,090	1,268,567	1,243,474	1,243,474	1,256,521	1,256,167
<u>DEBT SERVICE</u>							
4900	Principal	-	-	5,000	5,000	-	5,000
4930	Interest	-	-	39,000	39,000	-	39,000
	Total Debt Service Payments	-	-	44,000	44,000	-	44,000
	Grand Total	\$ 1,230,879	\$ 1,325,483	\$ 1,287,474	\$ 1,287,474	\$ 1,256,521	\$ 1,300,167



---

**GENERAL FUND - EXPENDITURE DETAIL**

---

FUND: 01 GENERAL FUND  
PROGRAM: 000-Non Departmental

ACCOUNT LINE ITEM	10/11 ACTUALS	11/12 ACTUALS	FISCAL YEAR 12/13			13/14 BUDGET
			ORIGINAL BUDGET	AMENDED BUDGET	ESTIMATED ACTUAL	

---

**CITY OF GROVER BEACH  
CITY MANAGEMENT OVERVIEW**

**MISSION STATEMENT:**

Based on City Council's vision for today and the future, determine level of service for our residents and businesses, develop a plan to achieve the vision, and provide staff direction and resources to carry out the plan.

	10/11 ACTUALS	11/12 ACTUALS	FISCAL YEAR 12/13			13/14 BUDGET
			ORIGINAL BUDGET	AMENDED BUDGET	ESTIMATED ACTUAL	
Salaries and Benefits	\$ 322,120	\$ 372,916	\$ 400,100	\$ 400,100	\$ 396,710	\$ 433,300
Supplies and Services	162,416	134,741	158,020	173,020	\$ 169,147	159,360
Minor Capital	1,498	2,904	5,000	5,000	\$ 1,000	4,000
Debt Service	-	-	12,810	12,810	\$ 12,810	12,900
<b>ACTIVITY TOTAL</b>	<b>486,034</b>	<b>510,561</b>	<b>\$ 575,930</b>	<b>\$ 590,930</b>	<b>\$ 579,667</b>	<b>\$ 609,560</b>
<b>Funding Source (s):</b>						
General Fund	\$ 477,634	\$ 502,161	\$ 567,530	\$ 578,030	\$ 577,267	\$ 596,660
Wastewater	\$ 1,500	\$ 1,500	\$ 1,500	\$ 1,500	\$ 500	\$ 1,500
Water	\$ 3,500	\$ 3,500	\$ 3,500	\$ 3,500	\$ 1,000	\$ 3,500
Local Transportation Fund	\$ 1,500	\$ 1,500	\$ 1,500	\$ 1,500	\$ -	\$ 1,500
Building and Planning Fund	\$ 900	\$ 900	\$ 900	\$ 900	\$ 400	\$ 900
Agency Area One	\$ 900	\$ 900	\$ 900	\$ 4,900	\$ 400	\$ 4,900
Agency Area Two	\$ 100	\$ 100	\$ 100	\$ 600	\$ 100	\$ 600
<b>FUNDING TOTAL</b>	<b>\$ 486,034</b>	<b>\$ 510,561</b>	<b>\$ 575,930</b>	<b>\$ 590,930</b>	<b>\$ 579,667</b>	<b>\$ 609,560</b>

**DEPARTMENT GOALS AND OBJECTIVES FOR FY 14**

Management

- Reduce employee concessions and budget impacts.
- Prepare charter measure for consideration by voters.
- Assist with implementation of the Grover Beach Municipal Network.

City Clerk Division - To maintain a complete and accurate record of City Council proceedings, preserve official legislative records, provide current information on the City website and Government Cable Access Channel 20, and provide prompt and courteous service.

- Relocate public information bulletin board for City notices from the Train Station to Ramona Garden Park Center.
- Conduct recruitments for vacancies on city advisory bodies and coordinate interviews with Screening Committee.
- Update records retention schedule, continue back file scanning of vital records, and purge records as authorized.

Human Resources Division

---

## CITY OF GROVER BEACH CITY MANAGEMENT OVERVIEW

---

Conduct recruitments, examinations and testing for vacant positions and in-house promotional opportunities, as needed.

Coordinate employee attendance at in-house and outside training opportunities.

Manage in-house administration of Workers' Compensation claims.

Participate in labor negotiations with GB Police Officers' Association and SEIU Local 620.

### FY 13 ACCOMPLISHMENTS

#### City Clerk Division

Conducted 2012 General Municipal Election with seven (7) candidates (2 for Office of Mayor and 5 for Office of Council Member) and one (1) Ballot Measure (proposed City Charter).

Conducted orientations with newly elected (or appointed) Mayor, Council Members, and Commissioners.

Coordinated biennial review of the City's Conflict of Interest Code.

Distributed and processed Annual Statements of Economic Interest, Form 700, to elected and appointed officials, Commissions, Boards, Committees, staff and consultants in compliance with the Political Reform Act.

Administered provisions of the Maddy Act to notify the public regarding vacancies on City advisory bodies.

Updated Municipal Code to incorporate newly adopted Ordinances, distributed supplements, and posted update to City website.

\*\*Processed or assisted in coordinating response to 32 public records requests.

\*\*Updated/posted Government Access Channel 20 with 56 new/revised information slides.

\*\*Issued 19 Press releases from City Management Office and the Citywide newsletter Sea Breeze.

\*\*Prepared and coordinated information for 37 proclamations, 13 certificates for student-led flag salutes, and 3 Mayors Commendations presented at City Council meetings.

\*\*Processed and published 5 adopted Ordinances, 96 adopted Resolutions, 18 Agreements, and 5 Public Works Contracts.

\*\*Assisted with 7 Bid Openings for Public Works Projects.

Administered Employee Recognition Program to honor exemplary employees as "Employees of the Year" and recognize long-term employees to the City with presentation of City service pins.

Provided notary public services for the City and members of the public.

(\* = accomplishments calculated by calendar year, not fiscal year)

#### Human Resources Division

Assisted with Employee Recognition Program.

Successfully negotiated successor one-year MOUs with GB Police Officers' Association and SEIU Local 620, as well as meet and confer sessions for re-opener.

Assisted with and participated in testing process for in-house Police Department promotional opportunity.

Coordinated employee attendance at in-house and outside training opportunities.

---

**CITY OF GROVER BEACH**  
**CITY MANAGEMENT OVERVIEW**

---

Managed in-house administration of Workers Compensation claims.

Provided notary public services for the City and members of the public, including six related to the Grover Beach Home Repair Loan Program.

**CITY OF GROVER BEACH  
CITY MANAGEMENT OVERVIEW**

PERSONNEL COMPLEMENT					
	2010-11 Actual	2011-12 Actual	2012-13 Budget	2012-13 Estimate	2013-14 Budget
Elected Officials:	5.00	5.00	5.00	5.00	5.00
<u>Full-Time:</u>					
City Manager	1.00	1.00	1.00	1.00	1.00
City Clerk/Executive Assistant	1.00	1.00	1.00	1.00	1.00
Human Resources Coordinator	1.00	1.00	1.00	1.00	1.00
Administrative Specialist - Confidential	1.00	1.00	1.00	1.00	1.00
<u>Part-Time:</u>					
Staff Assistant	0.56	0.56	-	-	-
Total	<u>9.56</u>	<u>9.56</u>	<u>9.00</u>	<u>9.00</u>	<u>9.00</u>

---

**CITY OF GROVER BEACH  
CITY MANAGEMENT OVERVIEW**

---

**GENERAL FUND - EXPENDITURE DETAIL**

FUND: 01 GENERAL FUND  
PROGRAM: 121 - Legislative

ACCOUNT	LINE ITEM	10/11 ACTUALS	11/12 ACTUALS	FISCAL YEAR 12/13			13/14 BUDGET
				ORIGINAL BUDGET	AMENDED BUDGET	ESTIMATED ACTUAL	
<b>BUDGET ANALYSIS</b>							
<b><u>SALARIES/BENEFITS</u></b>							
4001	Salaries: Full-Time	\$ 73,663	83,768	\$ 85,600	\$ 85,600	\$ 85,600	\$ 90,900
4002	Salaries: Part-Time	5,606	5,698	-	-	-	-
4006	Salaries: Elected	18,000	18,390	18,000	18,000	18,000	18,000
4010	Overtime	187	210	500	500	200	500
4020	Social Security	5,725	6,453	6,600	6,600	6,500	6,900
4022	Medicare	1,412	1,565	1,500	1,500	1,600	1,600
4030	Workers Compensation	300	2,500	4,200	4,200	4,200	6,500
4040	Medical Insurance	12,534	13,775	12,800	12,800	14,000	14,800
4042	Dental/Life	1,004	1,138	1,100	1,100	1,150	1,400
4048	Long Term Disability	200	225	300	300	250	300
4050	PERS Retirement	10,096	13,244	14,300	14,300	13,600	15,900
4070	Deferred Compensation	239	303	500	500	350	2,000
4080	Automobile Allowance	845	867	900	900	860	900
4081	Cell Phone Allowance	178	183	200	200	190	200
Total Salaries and Benefits		129,989	148,319	146,500	146,500	146,500	159,900

**SUPPLIES & SERVICES**

4100	Supplies - Office	215	189	300	300	250	300
4130	Supplies - Data Processing	456	296	500	500	300	500
4140	Supplies - Software	-	-	200	200	-	200
4150	Supplies - Other	896	1,092	1,600	1,600	1,000	1,600
4185	Marketing Materials and Supplies	14,404	-	-	-	-	-
4200	Dues and Memberships	5,647	5,736	6,300	6,300	6,300	6,300
4205	Subscriptions and Publications	53	52	100	100	60	100
4210	Marketing and Meetings	6,094	7,525	5,000	5,000	5,000	5,000
4211	Employee Recognition	285	539	1,000	1,000	210	1,000
4214	Training and Education	-	-	-	-	-	-
4220	Advertising and Notices	5,609	3,461	5,000	5,000	4,500	5,000
4230	Copying - Allocated	3,692	4,186	4,800	4,800	4,200	4,800
4234	Printing and Copying	1,340	702	1,500	1,500	1,300	1,500
4250	Postage and Shipping	4,248	2,436	6,700	6,700	6,000	6,700
4260	Small Tools and Equipment	51	94	100	100	172	100
4270	Vehicle Fuel	33	24	75	75	25	75

**GENERAL FUND - EXPENDITURE DETAIL**

FUND: 01 GENERAL FUND  
PROGRAM: 121 - Legislative

ACCOUNT	LINE ITEM	10/11 ACTUALS	11/12 ACTUALS	FISCAL YEAR 12/13			13/14 BUDGET
				ORIGINAL BUDGET	AMENDED BUDGET	ESTIMATED ACTUAL	
4280	Insurance	-	-	200	200	-	200
4290	Miscellaneous Fees/Charges	958	1,379	15,000	15,000	12,000	15,000
4340	Services - Communications	103	-	-	-	-	-
4380	Services - Other	4,450	2,343	6,800	6,800	4,500	6,800
4386	Community and City Relations	865	129	900	900	500	900
4390	Contractual Obligations	-	8,000	-	-	-	-
4400	Rentals and Leases Equipment	-	-	100	100	-	100
4440	Maintenance of Vehicles	9	41	75	75	25	75
4470	Maintenance of Equipment	-	133	150	150	131	150
4700	Contingency	-	-	-	-	-	-
	Total Supplies and Services	49,408	38,357	56,400	56,400	46,473	56,400
<b>MINOR CAPITAL</b>							
4840	Data Processing Equipment	-	-	-	-	600	-
4880	Special Projects	1,498	2,904	5,000	5,000	-	4,000
	Prior Years Special Activities/Capital	-	-	-	-	-	-
	Total Minor Capital	1,498	2,904	5,000	5,000	600	4,000
	Grand Total	\$ 180,895	189,580	\$ 207,900	\$ 207,900	\$ 193,573	\$ 220,300



**GENERAL FUND - EXPENDITURE DETAIL**

FUND: 01 GENERAL FUND  
PROGRAM: 122 - General Management

ACCOUNT LINE ITEM	10/11 ACTUALS	11/12 ACTUALS	FISCAL YEAR 12/13			13/14 BUDGET
			ORIGINAL BUDGET	AMENDED BUDGET	ESTIMATED ACTUAL	
<b>BUDGET ANALYSIS</b>						
<b>SALARIES/BENEFITS</b>						
4001 Salaries: Full-Time	\$ 56,911	\$ 74,298	\$ 83,800	\$ 83,800	\$ 85,400	\$ 88,600
4002 Salaries: Part-Time	2,096	1,710	-	-	-	-
4010 Overtime	61	120	500	500	100	500
4020 Social Security	3,388	4,505	5,400	5,400	5,000	5,700
4022 Medicare	872	1,151	1,300	1,300	1,300	1,300
4030 Workers Compensation	300	2,172	3,500	3,500	3,500	5,400
4040 Medical Insurance	8,826	11,089	11,000	11,000	12,400	12,800
4042 Dental/Life	723	939	1,000	1,000	1,000	1,200
4048 Long Term Disability	154	206	300	300	250	300
4050 PERS Retirement	7,849	12,111	14,100	14,100	13,000	15,600
4070 Deferred Compensation	149	146	300	300	150	3,300
4080 Automobile Allowance	946	1,593	1,700	1,700	1,710	1,700
4081 Cell Phone Allowance	200	337	400	400	400	400
<b>Total Salaries and Benefits</b>	<b>82,475</b>	<b>110,377</b>	<b>123,300</b>	<b>123,300</b>	<b>124,210</b>	<b>136,800</b>
<b>SUPPLIES &amp; SERVICES</b>						
4100 Supplies - Office	234	197	300	300	250	300
4130 Supplies - Data Processing	456	332	500	500	350	500
4140 Supplies - Software	-	-	100	100	-	100
4150 Supplies - Other	36	23	200	200	110	200
4205 Subscriptions and Publications	202	186	300	300	250	300
4210 Marketing and Meetings	2,299	2,119	2,000	2,000	3,600	3,000
4230 Copying - Allocated	397	457	650	650	500	650
4234 Printing and Copying	679	121	600	600	500	600
4240 Telephone	936	1,168	2,000	2,000	1,300	2,000
4250 Postage and Shipping	-	196	-	-	-	-
4260 Small Tools and Equipment	27	24	100	100	100	100
4280 Insurance	936	1,129	1,400	1,400	1,300	1,400
4310 Services - Legal	68,974	75,016	73,625	73,625	73,700	73,625
4340 Services - Communications	103	-	-	-	-	-
4470 Maintenance of Equipment	-	133	200	200	130	200
<b>Total Supplies and Services</b>	<b>75,279</b>	<b>81,101</b>	<b>81,975</b>	<b>81,975</b>	<b>82,090</b>	<b>82,975</b>

**GENERAL FUND - EXPENDITURE DETAIL**

FUND: 01 GENERAL FUND  
 PROGRAM: 122 - General Management

ACCOUNT LINE ITEM	10/11 ACTUALS	11/12 ACTUALS	FISCAL YEAR 12/13			13/14 BUDGET
			ORIGINAL BUDGET	AMENDED BUDGET	ESTIMATED ACTUAL	
<b>MINOR CAPITAL</b>						
4840 Data Processing Equipment					400	
Total Minor Capital		-	-	-	400	-
<b>DEBT SERVICE</b>						
4900 Principal	-	-	5,740	5,740	5,740	5,900
4930 Interest	-	-	7,070	7,070	7,070	7,000
Total Debt Service Payments		-	12,810	12,810	12,810	12,900
Grand Total	\$ 157,754	\$ 191,478	\$ 218,085	\$ 218,085	\$ 219,510	\$ 232,675

**GENERAL FUND - EXPENDITURE DETAIL**

FUND: 01 GENERAL FUND  
PROGRAM: 123 - Human Resources

ACCOUNT LINE ITEM	10/11 ACTUALS	11/12 ACTUALS	FISCAL YEAR 12/13			13/14 BUDGET	
			ORIGINAL BUDGET	AMENDED BUDGET	ESTIMATED ACTUAL		
<b>BUDGET ANALYSIS</b>							
<b>SALARIES/BENEFITS</b>							
4001 Salaries: Full-Time	\$ 66,800	79,352	\$ 80,400	\$ 80,400	\$ 81,000	\$ 85,500	
4002 Salaries: Part-Time	1,397	1,140	-	-	-	-	
4010 Overtime	22	126	500	500	100	500	
4020 Social Security	4,068	4,867	5,300	5,300	4,950	5,600	
4022 Medicare	1,000	1,180	1,200	1,200	1,200	1,300	
4030 Workers Compensation	300	2,100	3,300	3,300	3,300	5,100	
4034 Unemployment Compensation	15,489	229	15,000	15,000	10,000	10,000	
4040 Medical Insurance	9,334	10,154	8,800	8,800	9,900	9,900	
4042 Dental/Life	763	862	800	800	900	1,000	
4048 Long Term Disability	182	216	300	300	250	300	
4050 PERS Retirement	9,207	12,699	13,400	13,400	13,000	14,900	
4070 Deferred Compensation	420	516	600	600	600	1,800	
4080 Automobile Allowance	556	643	600	600	650	600	
4081 Cell Phone Allowance	118	136	100	100	150	100	
<b>Total Salaries and Benefits</b>	<b>109,656</b>	<b>114,220</b>	<b>130,300</b>	<b>130,300</b>	<b>126,000</b>	<b>136,600</b>	

**SUPPLIES & SERVICES**

4100 Supplies - Office	119	85	200	200	145	200
4130 Supplies - Data Processing	167	178	200	200	200	200
4150 Supplies - Other	-	-	50	50	25	50
4200 Dues and Memberships	115	-	360	360	350	360
4205 Subscriptions and Publications	-	30	150	150	164	150
4210 Marketing and Meetings	44	-	-	-	340	-
4214 Training and Education	4,196	3,415	3,360	3,360	4,000	3,700
4218 Education Reimbursement	2,770	1,807	4,500	4,500	2,500	4,500
4220 Advertising and Notices	-	1,406	1,000	1,000	2,200	1,000
4230 Copying - Allocated	265	324	350	350	200	350
4234 Printing and Copying	388	121	300	300	150	300
4240 Telephone	577	544	600	600	450	600
4250 Postage and Shipping	208	180	-	-	80	-
4260 Small Tools and Equipment	-	60	50	50	50	50
4270 Vehicle Fuel	34	24	75	75	25	75
4290 Miscellaneous Fees/Charges	161	32	400	400	180	400

**GENERAL FUND - EXPENDITURE DETAIL**

FUND: 01 GENERAL FUND  
PROGRAM: 123 - Human Resources

ACCOUNT	LINE ITEM	10/11 ACTUALS	11/12 ACTUALS	FISCAL YEAR 12/13			13/14 BUDGET
				ORIGINAL BUDGET	AMENDED BUDGET	ESTIMATED ACTUAL	
4300	Services - Administrative			-	-		-
4310	Services - Legal	17,772	6,585	4,500	19,500	25,000	4,500
4340	Services - Communications	31	-	-	-	-	-
4355	Services - Medical	300	480	3,000	3,000	3,000	3,000
4380	Services - Other	3,080	-	500	500	1,500	500
4390	Contractual Obligations	7,496	-	-	-	-	-
4440	Maintenance of Vehicles	6	12	50	50	25	50
	Total Supplies and Services	37,729	15,283	19,645	34,645	40,584	19,985
	Total Minor Capital	-	-	-	-	-	-
	Grand Total	\$ 147,385	129,503	\$ 149,945	\$ 164,945	\$ 166,584	\$ 156,585

**CITY OF GROVER BEACH  
ADMINISTRATIVE SERVICES OVERVIEW**

**MISSION STATEMENT:**

Provide clear, accurate and timely financial information to City officials and financial management services which enhance the financial health of the City and improve the economic well being of the community now and in the future. Also, to provide the Information Technology support for all City departments. The Risk Management program seeks to identify, evaluate, control and reduce risks inherent in operating City programs.

	10/11 ACTUALS	11/12 ACTUALS	FISCAL YEAR 12/13			13/14 BUDGET
			ORIGINAL BUDGET	AMENDED BUDGET	ESTIMATED ACTUAL	
Salaries and Benefits	\$ 164,352	\$ 169,761	\$ 165,400	\$ 165,400	\$ 160,895	\$ 179,300
Supplies and Services	144,481	138,179	170,100	170,100	102,427	120,100
Minor Capital	57,454	40,687	45,000	45,000	45,000	53,000
Debt Service	-	-	-	-	-	-
<b>ACTIVITY TOTAL</b>	<b>366,287</b>	<b>348,627</b>	<b>\$ 380,500</b>	<b>\$ 380,500</b>	<b>\$ 308,322</b>	<b>\$ 352,400</b>
<b>Funding Source (s):</b>						
General Fund	\$ 334,187	\$ 316,527	\$ 348,400	\$ 348,400	\$ 276,222	\$ 320,300
Wastewater Fund	\$ 6,800	\$ 6,800	\$ 6,800	\$ 6,800	\$ 6,800	\$ 6,800
Water Fund	\$ 13,600	\$ 13,600	\$ 13,600	\$ 13,600	\$ 13,600	\$ 13,600
Building and Planning	\$ 2,500	\$ 2,500	\$ 2,500	\$ 2,500	\$ 2,500	\$ 2,500
Improvement Agency Area One	\$ 9,200	\$ 9,200	\$ 9,200	\$ 9,200	\$ 9,200	\$ 9,200
<b>FUNDING TOTAL</b>	<b>\$ 366,287</b>	<b>\$ 348,627</b>	<b>\$ 380,500</b>	<b>\$ 380,500</b>	<b>\$ 308,322</b>	<b>\$ 352,400</b>

**DEPARTMENT GOALS AND OBJECTIVES FOR FY 14**

- Identify and implement best municipal practices to efficiently and prudently use existing resources.
- Increase City Revenues to sustain core services.
- Continue to provide excellent customer service to all City Customers.
- Complete in-house water rate study in January 2014.
- Conduct quarterly budget reviews.
- Draft the FY 15 Annual Budget and present the document to the City Council for adoption prior to June 30, 2014.
- Provide staff support to the Redevelopment Oversight Board and the Successor Agency, including the processing of the twice yearly Recognized Obligation Payment Schedules.
- Complete City Audit for FY 13 and mail required documentation to state prior to December 31, 2013.
- Conduct a review of Utility Billing Credit Card payment expenses to compare year to year receipts.
- Conduct a review of the City's Travel Policy.
- Participate in labor negotiations with GB Police Officers' Association, SEIU Local 620 and Management & Confidential.

**CITY OF GROVER BEACH  
ADMINISTRATIVE SERVICES OVERVIEW**

FY 13 ACCOMPLISHMENTS

Participated in City Hall counter consolidation - City Hall consolidated four public counters into one, and went from two entrances into one, in order to more efficiently serve the public and streamline city department operations. Administrative Services has now become the face of City Hall with the consolidation.

- Providing reception services for all departments within City Hall.
- Enhanced Business Tax Certificate enforcement.
- Working with Five Cities Fire Authority on coordination of Annual Multi-Family Dwelling inspections.
- ActiveNet revenue reconciliation, and Parks and Recreation receipts data entry into ActiveNet when not processed by customers on-line.
- Provide revenue collection services for fees charged by all city departments.

Completed the City audit for FY 12.

Implemented conversion to CalPERS Health Care Plan.

Worked with Redevelopment Oversight Board regarding Successor Agency requirements as set forth in AB1X26 and subsequent legislation.

Developed and assisted City Manager in presenting regular Budget Reviews for the City Council's consideration.

Provided City Management and the City Council with financial and analytical support on various projects.

Managed the computer technical support time.

Completed the Annual Budget for FY 14 and quarterly reviews of FY 13 Annual Budget.

Conducted in-house Water Rate Study.

Continue to provide updated data for City Website.

Provided data on new businesses to the City Council through a quarterly report.

Implemented collection of new state fee on annual Business Tax Certificate renewals and completed reporting requirements.

Completed a comprehensive update to the Master Fee Schedule.

Participated in labor negotiations with GB Police Officers' Association, SEIU Local 620 and Management & Confidential.

PERSONNEL COMPLEMENT					
	2010-11 Actual	2011-12 Actual	2012-13 Budget	2012-13 Estimate	2013-14 Budget
<u>Full-Time:</u>					
Administrative Services Director	1.00	1.00	1.00	1.00	1.00
Assistant Administrative Services Director	1.00	1.00	1.00	1.00	1.00
Accounting Specialist	1.00	1.00	1.00	1.00	1.00
Revenue Technician	1.00	1.00	1.00	1.00	1.00
Accounting Clerk	1.00	1.00	1.00	1.00	1.00
Customer Service Representative	1.00	1.00	1.00	1.00	1.00
<u>Part-Time:</u>					
Staff Assistant	0.50	0.50	-	-	-
Total	6.50	6.50	6.00	6.00	6.00

**GENERAL FUND - EXPENDITURE DETAIL**

FUND: 01 GENERAL FUND  
 PROGRAM: 131 - General Accounting

ACCOUNT LINE ITEM	10/11 ACTUALS	11/12 ACTUALS	FISCAL YEAR 12/13			13/14 BUDGET
			ORIGINAL BUDGET	AMENDED BUDGET	ESTIMATED ACTUAL	
<b>BUDGET ANALYSIS</b>						
<b>SALARIES/BENEFITS</b>						
4001 Salaries: Full-Time	\$ 88,800	\$ 88,740	\$ 93,800	\$ 93,800	\$ 91,500	\$ 99,900
4002 Salaries: Part-Time	4,630	4,861	-	-	-	-
4010 Overtime	-	-	300	300	100	400
4020 Social Security	5,378	5,725	5,800	5,800	5,500	6,200
4022 Medicare	1,355	1,357	1,400	1,400	1,400	1,500
4030 Workers Compensation	200	2,700	3,300	3,300	3,300	5,700
4040 Medical Insurance	18,705	20,101	18,800	18,800	18,300	19,300
4042 Dental/Life	1,437	1,599	1,700	1,700	1,500	1,900
4048 Long Term Disability	239	241	300	300	250	300
4050 PERS Retirement	12,232	14,196	15,400	15,400	15,000	17,100
4070 Deferred Compensation	551	646	700	700	700	700
<b>Total Salaries and Benefits</b>	<b>133,527</b>	<b>140,166</b>	<b>141,500</b>	<b>141,500</b>	<b>137,550</b>	<b>153,000</b>
<b>SUPPLIES &amp; SERVICES</b>						
4100 Supplies - Office	336	399	650	650	450	500
4130 Supplies - Data Processing	1,407	1,579	1,400	1,400	1,650	1,800
4150 Supplies - Other	89	85	100	100	87	100
4200 Dues and Memberships	560	560	600	600	560	600
4205 Subscriptions and Publications	-	-	-	-	105	-
4210 Marketing and Meetings	2,340	370	-	-	-	2,000
4230 Copying - Allocated	875	1,021	1,800	1,800	1,300	1,800
4234 Printing and Copying	512	732	600	600	1,056	600
4240 Telephone	937	990	1,000	1,000	750	1,000
4250 Postage and Shipping	3,718	2,831	7,200	7,200	5,500	7,200
4260 Small Tools and Equipment	284	95	200	200	200	200
4270 Vehicle Fuel	4	3	-	-	-	-
4280 Insurance	37	40	-	-	-	-
4290 Miscellaneous Fees/Charges	55	65	100	100	125	100
4350 Services - Maintenance	17,038	17,882	18,800	18,800	18,839	20,400
4380 Services - Other	94,589	87,168	114,500	114,500	46,000	55,000
4390 Contractual Obligations	20,929	23,521	21,950	21,950	24,000	27,200
4440 Maintenance of Vehicles	4	20	-	-	5	-
4470 Maintenance of Equipment	234	78	400	400	750	800

**GENERAL FUND - EXPENDITURE DETAIL**

FUND: 01 GENERAL FUND  
 PROGRAM: 131 - General Accounting

ACCOUNT LINE ITEM	10/11 ACTUALS	11/12 ACTUALS	FISCAL YEAR 12/13			13/14 BUDGET
			ORIGINAL BUDGET	AMENDED BUDGET	ESTIMATED ACTUAL	
4690 Late Fees and Finance Charges	-	-	-	-	100	-
Total Supplies and Services	143,948	137,439	169,300	169,300	101,477	119,300
<b>MINOR CAPITAL</b>						
4840 Data Processing Equipment	30,743	29,959	45,000	45,000	45,000	50,000
4880 Special Projects	26,711	10,728	-	-	-	3,000
Total Minor Capital	57,454	40,687	45,000	45,000	45,000	53,000
Grand Total	\$ 334,929	\$ 318,292	\$ 355,800	\$ 355,800	\$ 284,027	\$ 325,300



**GENERAL FUND - EXPENDITURE DETAIL**

FUND: 01 GENERAL FUND  
 PROGRAM: 133 - Risk Management

ACCOUNT	LINE ITEM	10/11 ACTUALS	11/12 ACTUALS	FISCAL YEAR 12/13			13/14 BUDGET
				ORIGINAL BUDGET	AMENDED BUDGET	ESTIMATED ACTUAL	
<b>BUDGET ANALYSIS</b>							
<b>SALARIES/BENEFITS</b>							
4001	Salaries: Full-Time	\$ 22,246	20,572	\$ 16,300	\$ 16,300	\$ 16,000	\$ 17,300
4010	Overtime						100
4020	Social Security	1,179	1,206	1,100	1,100	910	1,100
4022	Medicare	326	302	200	200	250	300
4030	Workers Compensation	100	600	900	900	900	1,100
4040	Medical Insurance	3,230	2,952	2,000	2,000	2,100	2,300
4042	Dental/Life	271	269	200	200	200	300
4048	Long Term Disability	58	56	100	100	50	100
4050	PERS Retirement	3,065	3,292	2,700	2,700	2,600	3,000
4070	Deferred Compensation	91	87	100	100	70	400
4080	Automobile Allowance	214	214	200	200	220	200
4081	Cell Phone Allowance	45	45	100	100	45	100
Total Salaries and Benefits		30,825	29,595	23,900	23,900	23,345	26,300
<b>SUPPLIES &amp; SERVICES</b>							
4180	Supplies - Safety	58	108	100	100	50	100
4205	Subscriptions and Publications	475	632	700	700	900	700
4210	Marketing and Meetings	-	-	-	-	-	-
Total Supplies and Services		533	740	800	800	950	800
Grand Total		\$ 31,358	30,335	\$ 24,700	\$ 24,700	\$ 24,295	\$ 27,100

---

**GENERAL FUND - EXPENDITURE DETAIL**

---

FUND: 01 GENERAL FUND  
PROGRAM: 133 - Risk Management

ACCOUNT	LINE ITEM	10/11 ACTUALS	11/12 ACTUALS	FISCAL YEAR 12/13			13/14 BUDGET
				ORIGINAL BUDGET	AMENDED BUDGET	ESTIMATED ACTUAL	

---

**CITY OF GROVER BEACH  
COMMUNITY DEVELOPMENT OVERVIEW**

**MISSION STATEMENT:** Continue to maintain a high level of customer service with responsible and accountable services for the residents of the community.

	10/11 ACTUALS	11/12 ACTUALS	FISCAL YEAR 12/13			13/14 BUDGET
			ORIGINAL BUDGET	AMENDED BUDGET	ESTIMATED ACTUAL	
Salaries and Benefits	\$ 78,271	\$ 170,194	\$ 291,600	\$ 291,600	\$ 295,945	\$ 318,900
Supplies and Services	8,337	10,472	141,200	151,200	140,010	165,675
Minor Capital	-	-	-	-	-	-
Debt Service	-	-	-	-	-	-
<b>ACTIVITY TOTAL</b>	<b>\$ 86,608</b>	<b>\$ 180,666</b>	<b>\$ 432,800</b>	<b>\$ 442,800</b>	<b>\$ 435,955</b>	<b>\$ 484,575</b>
<b>Funding Source (s):</b>						
General Fund	\$ 86,608	\$ 180,666	\$ 432,800	\$ 442,800	\$ 435,955	\$ 484,575
<b>FUNDING TOTAL</b>	<b>\$ 86,608</b>	<b>\$ 180,666</b>	<b>\$ 432,800</b>	<b>\$ 442,800</b>	<b>\$ 435,955</b>	<b>\$ 484,575</b>

**DEPARTMENT GOALS AND OBJECTIVES FOR FY 14**

**ECONOMIC DEVELOPMENT**

- Complete the plan check process for the Grover Beach Lodge and Conference Center and coordinate review by the State.
- Update the Economic Development Strategy to focus on economic efforts based on available resources.
- Continue to implement a program to meet with new businesses in order to acquaint them with services and resources available through the City and other economic development organizations.
- Make recommendations to the City Council regarding revisions to current infrastructure requirements associated with new development
- Initiate construction of Phase 1 of the Technology Master Plan.
- Apply for and receive the remaining funding for the expansion of the Train Station.

**PLANNING**

- Update the sign standards.
- Update the parking standards.
- Adopt a Climate Action Plan as mandated by the State of California.
- Complete the Local Coastal Program Amendment associated with the updates to the Land Use Element and Development Code.

**BUILDING**

- Adopt the 2013 Building and Fire Code as mandated by the State of California.

---

**CITY OF GROVER BEACH  
COMMUNITY DEVELOPMENT OVERVIEW**

---

**HOUSING**

Update the Housing Element as mandated by the State of California.  
Partner with a non-profit organization to develop an affordable housing project.

**FY 13 ACCOMPLISHMENTS**

**ECONOMIC DEVELOPMENT**

Completed the Local Coastal Program Amendment for the Grover Beach Lodge and Conference Center.  
Streamlined the development review process as part of the Development Code update.  
Completed the "Business Welcome Packet" to retain/attract new businesses.

**PLANNING**

Completed a comprehensive update of the Zoning Code to reflect the updated Land Use Element.

**BUILDING**

Issued 203 permits with a total valuation of \$1,902,920 (calendar year 2012).  
Handled 26 code enforcement cases for building, safety and zoning violations (calendar year 2012).

**HOUSING**

Implemented the Housing Element programs identified to be completed by 2011.  
Adopted an emergency shelter ordinance as mandated by the State of California.  
Applied for CDBG and HOME grants to assist low income renters/homeowners.

PERSONNEL COMPLEMENT						
	2010-11 Actual	2011-12 Actual	2012-13 Budget	2012-13 Estimate	2013-14 Budget	
<b>Full-Time:</b>						
Community Development Director	1.0	1.0	1.0	1.0	1.0	1.0
Planner II	1.0	1.0	1.0	1.0	1.0	1.0
Administrative Secretary	1.0	1.0	-	-	-	-
Building Planning Technician	1.0	1.0	1.0	1.0	1.0	1.0
Total	4.0	4.0	3.0	3.0	3.0	3.0

**GENERAL FUND - EXPENDITURE DETAIL**

FUND: 01 GENERAL FUND  
PROGRAM: 141 - Planning

ACCOUNT LINE ITEM	10/11 ACTUALS	11/12 ACTUALS	FISCAL YEAR 12/13			13/14 BUDGET
			ORIGINAL BUDGET	AMENDED BUDGET	ESTIMATED ACTUAL	
<b>BUDGET ANALYSIS</b>						
<b>SALARIES/BENEFITS</b>						
4001 Salaries: Full-Time	\$ 53,748	114,879	\$ 170,500	\$ 170,500	\$ 172,500	\$ 183,300
4010 Overtime	-	55	100	100	100	500
4020 Social Security	3,360	7,223	11,100	11,100	11,400	11,800
4022 Medicare	786	1,689	2,600	2,600	2,800	2,800
4030 Workers Compensation	100	2,700	7,200	7,200	7,200	11,000
4040 Medical Insurance	11,052	20,428	32,300	32,300	32,700	35,600
4042 Dental/Life	884	1,859	3,200	3,200	3,250	3,500
4048 Long Term Disability	146	305	500	500	500	600
4050 PERS Retirement	7,415	17,956	28,800	28,800	28,800	32,100
4070 Deferred Compensation	342	781	1,100	1,100	1,150	1,500
4080 Automobile Allowance	438	1,571	3,100	3,100	3,450	3,100
4081 Cell Phone Allowance	-	-	-	-	45	-
<b>Total Salaries and Benefits</b>	<b>78,271</b>	<b>169,446</b>	<b>260,500</b>	<b>260,500</b>	<b>263,895</b>	<b>285,800</b>
<b>SUPPLIES &amp; SERVICES</b>						
4100 Supplies - Office	-	-	300	300	300	300
4130 Supplies - Data Processing	-	-	300	300	300	300
4150 Supplies - Other	-	-	-	-	15	-
4210 Marketing and Meetings	-	-	100	100	100	100
4220 Advertising and Notices	600	-	5,000	5,000	3,500	5,000
4230 Copying - Allocated	-	-	2,250	2,250	2,000	2,250
4234 Printing and Copying	-	1,950	750	750	500	750
4240 Telephone	-	-	2,500	2,500	1,500	2,500
4250 Postage and Shipping	-	-	3,300	3,300	2,000	3,300
4260 Small Tools and Equipment	-	70	-	-	-	-
4270 Vehicle Fuel	-	-	400	400	200	400
4280 Insurance	-	-	300	300	300	300
4290 Miscellaneous Fees/Charges	-	-	-	-	4,390	-
4310 Services - Legal	-	-	19,000	19,000	14,000	19,000
4331 City Engineer - Cost Recovery	-	-	5,500	5,500	1,500	5,500
4380 Services - Other	7,737	8,452	8,500	8,500	8,711	9,225
4390 Contractual Obligations	-	-	10,000	20,000	10,000	15,000
4440 Maintenance of Vehicles	-	-	200	200	100	200
<b>Total Supplies and Services</b>	<b>8,337</b>	<b>10,472</b>	<b>58,400</b>	<b>68,400</b>	<b>49,416</b>	<b>64,125</b>
<b>Grand Total</b>	<b>\$ 86,608</b>	<b>179,918</b>	<b>\$ 318,900</b>	<b>\$ 328,900</b>	<b>\$ 313,311</b>	<b>\$ 349,925</b>

**GENERAL FUND - EXPENDITURE DETAIL**

FUND: 01 GENERAL FUND  
PROGRAM: 144 - Building Inspection

ACCOUNT LINE ITEM	10/11 ACTUALS	11/12 ACTUALS	FISCAL YEAR 12/13			13/14 BUDGET
			ORIGINAL BUDGET	AMENDED BUDGET	ESTIMATED ACTUAL	
<b>BUDGET ANALYSIS</b>						
<b>SALARIES/BENEFITS</b>						
4001 Salaries: Full-Time	\$ -	595	\$ 20,300	\$ 20,300	\$ 21,500	\$ 21,000
4010 Overtime	-	-	-	-	-	300
4020 Social Security	-	37	1,300	1,300	1,350	1,300
4022 Medicare	-	9	300	300	350	300
4030 Workers Compensation	-	-	800	800	800	1,300
4040 Medical Insurance	-	-	3,900	3,900	3,700	4,100
4042 Dental/Life	-	-	400	400	375	400
4048 Long Term Disability	-	2	100	100	75	100
4050 PERS Retirement	-	98	3,500	3,500	3,350	3,700
4070 Deferred Compensation	-	-	100	100	150	200
4080 Automobile Allowance	-	7	400	400	400	400
<b>Total Salaries and Benefits</b>	<b>-</b>	<b>748</b>	<b>31,100</b>	<b>31,100</b>	<b>32,050</b>	<b>33,100</b>
<b>SUPPLIES &amp; SERVICES</b>						
4100 Supplies - Office	-	-	\$ 100	\$ 100	100	\$ 100
4130 Supplies - Data Processing	-	-	-	-	19	-
4140 Supplies - Software	-	-	500	500	500	500
4205 Subscriptions and Publications	-	-	200	200	125	200
4230 Copying - Allocated	-	-	100	100	50	100
4234 Printing and Copying	-	-	50	50	50	50
4240 Telephone	-	-	50	50	50	50
4250 Postage and Shipping	-	-	600	600	300	600
4280 Insurance	-	-	12,400	12,400	12,400	12,750
4310 Services - Legal	-	-	3,800	3,800	5,000	3,800
4331 City Engineer - Cost Recovery	-	-	5,000	5,000	12,000	5,000
4390 Contractual Obligations	-	-	60,000	60,000	60,000	78,400
<b>Total Supplies and Services</b>	<b>-</b>	<b>-</b>	<b>82,800</b>	<b>82,800</b>	<b>90,594</b>	<b>101,550</b>
<b>Grand Total</b>	<b>\$ -</b>	<b>748</b>	<b>\$ 113,900</b>	<b>\$ 113,900</b>	<b>\$ 122,644</b>	<b>\$ 134,650</b>

**CITY OF GROVER BEACH**  
**PUBLIC WORKS AND UTILITIES OVERVIEW**

**MISSION STATEMENT:**

To provide water, wastewater and storm water services in cost effective and environmentally responsive manner. To construct, improve and maintain city facilities, streets, parks, vehicles and equipment.

	10/11 ACTUALS	11/12 ACTUALS	FISCAL YEAR 12/13			13/14 BUDGET
			ORIGINAL BUDGET	AMENDED BUDGET	ESTIMATED ACTUAL	
Salaries and Benefits	\$ 592,021	\$ 617,383	\$ 495,300	\$ 495,300	\$ 483,780	\$ 505,400
Supplies and Services	287,895	295,306	258,185	258,185	277,656	281,505
Minor Capital	14,825	13,015	600	600	2,610	-
Debt Service	-	-	-	-	-	-
<b>ACTIVITY TOTAL</b>	<b>894,741</b>	<b>925,704</b>	<b>\$ 754,085</b>	<b>\$ 754,085</b>	<b>\$ 764,046</b>	<b>\$ 786,905</b>
<u>Funding Source (s):</u>						
General Fund	\$ 890,741	\$ 921,704	\$ 750,085	\$ 750,085	\$ 760,046	\$ 782,905
Wastewater Fund	\$ 500	\$ 500	\$ 500	\$ 500	\$ 500	\$ 500
Water Fund	\$ 500	\$ 500	\$ 500	\$ 500	\$ 500	\$ 500
Storm Water Fund	\$ 500	\$ 500	\$ 500	\$ 500	\$ 500	\$ 500
Local Transportation Fund	\$ 500	\$ 500	\$ 500	\$ 500	\$ 500	\$ 500
Parks Construction Fund	\$ 500	\$ 500	\$ 500	\$ 500	\$ 500	\$ 500
Building and Planning	\$ 500	\$ 500	\$ 500	\$ 500	\$ 500	\$ 500
Improvement Agency Area One	\$ 500	\$ 500	\$ 500	\$ 500	\$ 500	\$ 500
Improvement Agency Area Two	\$ 500	\$ 500	\$ 500	\$ 500	\$ 500	\$ 500
<b>FUNDING TOTAL</b>	<b>\$ 894,741</b>	<b>\$ 925,704</b>	<b>\$ 754,085</b>	<b>\$ 754,085</b>	<b>\$ 764,046</b>	<b>\$ 786,905</b>

DEPARTMENT GOALS AND OBJECTIVES FOR FY 14

**STREETS**

Update the Pavement Management System Street Condition database.

Continue to implement short and long term street rehabilitation strategy, and assist management with development of Long-Term street rehabilitation options.

Update contract service for signal maintenance.

Complete design of West Grand Avenue Enhancement Project Phase 3.

Complete preliminary design of Oak Park Boulevard rehabilitation.

Continue to investigate alternative street maintenance methods.

Implement a street signage and striping inventory and annual maintenance program.

Create a sidewalk maintenance program with opportunities for property owner matching funds.

---

**CITY OF GROVER BEACH**  
**PUBLIC WORKS AND UTILITIES OVERVIEW**

---



---

## CITY OF GROVER BEACH PUBLIC WORKS AND UTILITIES OVERVIEW

---

### UTILITIES AND INFRASTRUCTURE

Complete final design for the undergrounding of utilities on West Grand Avenue between Highway 1 and the Pacific Ocean.  
Establish contract services for manual water meter reading.  
Update Ordinances and procedures for protection of storm drain system in order to comply with Water Board permit requirements.  
Continue to implement water and energy conservation programs for municipal operations and facilities.  
Implement water main flushing and hydrant maintenance programs.  
Upgrade sewer jetting equipment.

### FACILITIES

Complete Phase II City Hall improvements (parking lot, landscape, ADA upgrades).  
Develop a program to restore and maintain municipal facilities.  
Update contract services for landscape maintenance.  
Develop a public works equipment and vehicle replacement program.

### FY 13 ACCOMPLISHMENTS

Completed construction of West Grand Avenue Enhancement, Phase 2.  
Completed construction of South 13th Sidewalk Improvements.  
Completed construction of consolidated counter within City Hall.  
Prepared and participated in an audit of the City's Storm Water Master Plan BMP's.  
Updated contract services for street sweeping.  
Completed upgrades to the Barca Basin.  
Restored water utility truck to full operation.  
Developed short and long range strategies for street rehabilitation.

**CITY OF GROVER BEACH  
PUBLIC WORKS AND UTILITIES OVERVIEW**

PERSONNEL COMPLEMENT					
	2010-11 Actual	2011-12 Actual	2012-13 Budget	2012-13 Estimate	2013-14 Budget
<u>Full-Time:</u>					
Public Works Director	1.0	1.0	1.0	1.0	1.0
Administrative Analyst - Confidential	-	-	1.0	1.0	1.0
Administrative Secretary - Confidential	1.0	1.0	-	-	-
Public Works Superintendent	1.0	1.0	-	-	-
Public Works Supervisor	1.0	1.0	1.0	1.0	1.0
Maintenance Worker III	2.0	2.0	2.0	2.0	2.0
Maintenance Worker II	6.0	5.0	5.0	5.0 *	5.0 *
Maintenance worker I	1.0	1.0	2.0	2.0	2.0
City Mechanic	1.0	1.0	-	-	-
Mechanic II	1.0	1.0	1.0	1.0	1.0
<b>Total</b>	<b>15.0</b>	<b>14.0</b>	<b>13.0</b>	<b>13.0</b>	<b>13.0</b>
* 5 Positions Authorized; only 3 filled at this time due to frozen positions					

---

**CITY OF GROVER BEACH**  
**PUBLIC WORKS AND UTILITIES OVERVIEW**

---

**GENERAL FUND - EXPENDITURE DETAIL**

FUND: 01 GENERAL FUND  
PROGRAM: 164 - Facility Maintenance

ACCOUNT LINE ITEM	10/11 ACTUALS	11/12 ACTUALS	FISCAL YEAR 12/13			13/14 BUDGET
			ORIGINAL BUDGET	AMENDED BUDGET	ESTIMATED ACTUAL	
<b>BUDGET ANALYSIS</b>						
<b>SALARIES/BENEFITS</b>						
4001 Salaries: Full-Time	\$ 109,339	128,862	\$ 114,600	\$ 114,600	\$ 113,000	\$ 114,500
4002 Salaries: Part-Time	16,026	16,656	16,400	16,400	16,300	16,400
4003 Salaries: Temporary	1,945	720	-	-	-	-
4010 Overtime	9,609	8,800	11,300	11,300	10,950	12,000
4020 Social Security	8,382	9,401	8,800	8,800	8,700	8,900
4022 Medicare	1,961	2,200	2,100	2,100	2,000	2,100
4030 Workers Compensation	15,100	3,700	5,200	5,200	5,200	7,500
4040 Medical Insurance	37,855	37,144	33,600	33,600	32,700	36,900
4042 Dental/Life	3,005	3,268	3,000	3,000	3,200	3,200
4048 Long Term Disability	290	324	800	800	300	800
4050 PERS Retirement	14,693	19,091	17,500	17,500	17,200	18,200
4070 Deferred Compensation	852	847	1,000	1,000	750	1,000
4080 Automobile Allowance	175	181	200	200	200	200
4081 Cell Phone Allowance	44	45	100	100	50	100
<b>Total Salaries and Benefits</b>	<b>219,276</b>	<b>231,239</b>	<b>214,600</b>	<b>214,600</b>	<b>210,550</b>	<b>221,800</b>

**SUPPLIES & SERVICES**

4100 Supplies - Office	101	49	100	100	50	100
4130 Supplies - Data Processing	267	-	100	100	150	100
4150 Supplies - Other	246	1,432	1,500	1,500	1,500	1,500
4170 Supplies - Custodial	9,744	8,401	15,000	15,000	13,000	15,000
4180 Supplies - Safety	1,074	767	1,000	1,000	400	1,000
4195 Signage	-	136	-	-	700	700
4230 Copying - Allocated	-	-	50	50	25	50
4260 Small Tools and Equipment	1,543	1,371	1,000	1,000	1,200	1,200
4270 Vehicle Fuel	2,491	3,014	3,000	3,000	3,000	3,000
4274 Utilities - Natural Gas	1,612	1,832	1,600	1,600	2,000	1,600
4275 Utilities - Electricity	47,728	40,189	46,000	46,000	40,000	46,000
4276 Utilities - Water	50,082	58,359	45,000	45,000	64,000	60,000
4277 Utilities - Sewer	1,869	1,715	2,000	2,000	2,000	2,000
4278 Waste Disposal	1,872	2,597	1,500	1,500	2,000	1,500
4280 Insurance	22,643	23,660	16,700	16,700	16,500	17,800
4290 Miscellaneous Fees/Charges	371	392	400	400	200	400

**GENERAL FUND - EXPENDITURE DETAIL**

FUND: 01 GENERAL FUND  
 PROGRAM: 164 - Facility Maintenance

ACCOUNT	LINE ITEM	10/11 ACTUALS	11/12 ACTUALS	FISCAL YEAR 12/13			13/14 BUDGET
				ORIGINAL BUDGET	AMENDED BUDGET	ESTIMATED ACTUAL	
4350	Services - Maintenance	74,985	68,400	32,860	32,860	32,600	32,860
4380	Services - Other	5,383	9,912	6,000	6,000	12,000	10,000
4390	Contractual Obligations	300	-	7,900	7,900	7,900	8,160
4400	Rentals and Leases Equipment	1,576	1,752	4,000	4,000	4,000	4,000
4430	Rentals and Leases Other	1,241	618	-	-	300	300
4440	Maintenance of Vehicles	1,216	1,978	2,000	2,000	2,000	2,000
4450	Maintenance of Facilities	7,648	12,455	15,000	15,000	15,000	15,000
4470	Maintenance of Equipment	3,351	2,019	3,000	3,000	3,000	3,000
	<b>Total Supplies and Services</b>	<b>237,343</b>	<b>241,048</b>	<b>205,710</b>	<b>205,710</b>	<b>223,525</b>	<b>227,270</b>
<b>MINOR CAPITAL</b>							
4800	Equipment Purchases	2,292	2,596	300	300	300	-
4880	Special Projects	12,533	3,125	-	-	-	-
4881	Special Projects - Facility Improvements	-	6,617	-	-	-	-
	<b>Total Minor Capital</b>	<b>14,825</b>	<b>12,338</b>	<b>300</b>	<b>300</b>	<b>300</b>	<b>-</b>
	<b>Grand Total</b>	<b>\$ 471,444</b>	<b>484,625</b>	<b>\$ 420,610</b>	<b>\$ 420,610</b>	<b>\$ 434,375</b>	<b>\$ 449,070</b>

**GENERAL FUND - EXPENDITURE DETAIL**

FUND: 01 GENERAL FUND  
 PROGRAM: 165 - Street Construction & Repair

ACCOUNT	LINE ITEM	10/11 ACTUALS	11/12 ACTUALS	FISCAL YEAR 12/13			13/14 BUDGET
				ORIGINAL BUDGET	AMENDED BUDGET	ESTIMATED ACTUAL	
<b>BUDGET ANALYSIS</b>							
<u>SALARIES/BENEFITS</u>							
4001	Salaries: Full-Time	\$ 96,045	108,149	\$ 99,200	\$ 99,200	\$ 96,500	\$ 92,000
4003	Salaries: Temporary	1,142	422	-	-	-	-
4010	Overtime	4,950	4,181	6,600	6,600	6,400	6,600
4020	Social Security	6,314	7,204	6,700	6,700	6,400	6,200
4022	Medicare	1,476	1,685	1,600	1,600	1,550	1,500
4030	Workers Compensation	8,900	2,800	4,100	4,100	4,100	5,400
4040	Medical Insurance	27,709	28,440	23,900	23,900	23,600	25,500
4042	Dental/Life	2,207	2,542	2,200	2,200	2,350	2,300
4048	Long Term Disability	258	281	600	600	250	600
4050	PERS Retirement	13,014	16,468	15,800	15,800	14,100	15,100
4070	Deferred Compensation	500	501	800	800	450	800
4080	Automobile Allowance	700	757	900	900	950	900
4081	Cell Phone Allowance	175	189	300	300	230	300
Total Salaries and Benefits		163,390	173,619	162,700	162,700	156,880	157,200

SUPPLIES & SERVICES

4100	Supplies - Office	43	-	-	-	-	-
4150	Supplies - Other	318	223	100	100	200	100
4180	Supplies - Safety	73	755	1,000	1,000	500	1,000
4195	Signage	-	-	-	-	50	-
4200	Dues and Memberships	-	-	-	-	201	-
4205	Subscriptions and Publications	320	-	-	-	-	-
4210	Marketing and Meetings	-	2	-	-	-	-
4230	Copying - Allocated	46	83	50	50	100	50
4234	Printing and Copying	-	-	-	-	150	-
4250	Postage and Shipping	-	42	-	-	25	-
4260	Small Tools and Equipment	14	161	200	200	200	200
4270	Vehicle Fuel	2,491	3,014	3,000	3,000	3,000	3,000
4276	Utilities - Water	2,992	3,965	-	-	2,500	-
4278	Waste Disposal	203	232	500	500	400	500
4280	Insurance	26,761	26,258	17,500	17,500	17,500	18,050
4330	Services - Engineering	3,213	5,408	7,000	7,000	5,500	7,000
4331	City Engineer - Cost Recovery	899	-	-	-	1,000	-

**GENERAL FUND - EXPENDITURE DETAIL**

FUND: 01 GENERAL FUND  
PROGRAM: 165 - Street Construction & Repair

ACCOUNT	LINE ITEM	FISCAL YEAR 12/13					13/14 BUDGET
		10/11 ACTUALS	11/12 ACTUALS	ORIGINAL BUDGET	AMENDED BUDGET	ESTIMATED ACTUAL	
4350	Services - Maintenance	-	-	-	-	493	-
4390	Contractual Obligations	-	-	2,175	2,175	1,900	2,400
4400	Rentals and Leases Equipment	163	-	600	600	200	600
4430	Rentals and Leases Other	1,022	593	-	-	300	300
4440	Maintenance of Vehicles	1,456	318	1,000	1,000	1,500	1,000
4450	Maintenance of Facilities	-	47	-	-	300	-
4470	Maintenance of Equipment	460	276	1,000	1,000	1,500	1,000
Total Supplies and Services		40,474	41,377	34,125	34,125	37,519	35,200
<b>MINOR CAPITAL</b>							
4800	Equipment Purchases	-	403	300	300	10	-
4880	Special Projects	-	-	-	-	2,300	-
Total Minor Capital		-	403	300	300	2,310	-
Grand Total		\$ 203,864	215,399	\$ 197,125	\$ 197,125	\$ 196,709	\$ 192,400

**GENERAL FUND - EXPENDITURE DETAIL**

FUND: 01 GENERAL FUND  
 PROGRAM: 166 - City Shop & Corp. Yard

ACCOUNT LINE ITEM	10/11 ACTUALS	11/12 ACTUALS	FISCAL YEAR 12/13			13/14 BUDGET
			ORIGINAL BUDGET	AMENDED BUDGET	ESTIMATED ACTUAL	
<b>BUDGET ANALYSIS</b>						
<b><u>SALARIES/BENEFITS</u></b>						
4001 Salaries: Full-Time	\$ 126,859	144,446	\$ 65,700	\$ 65,700	\$ 65,500	\$ 67,500
4010 Overtime	306	162	500	500	150	500
4020 Social Security	7,898	8,980	4,200	4,200	4,200	4,300
4022 Medicare	1,847	2,100	1,000	1,000	1,000	1,000
4030 Workers Compensation	13,500	3,400	2,700	2,700	2,700	4,000
4040 Medical Insurance	28,542	24,070	17,700	17,700	17,200	19,900
4042 Dental/Life	1,786	1,529	1,200	1,200	1,200	2,000
4048 Long Term Disability	337	261	200	200	200	200
4050 PERS Retirement	17,143	15,316	10,900	10,900	10,600	11,700
4070 Deferred Compensation	510	290	500	500	50	500
4080 Automobile Allowance	175	181	200	200	200	200
4081 Cell Phone Allowance	44	45	100	100	50	100
<b>Total Salaries and Benefits</b>	<b>198,947</b>	<b>200,780</b>	<b>104,900</b>	<b>104,900</b>	<b>103,050</b>	<b>111,900</b>

**SUPPLIES & SERVICES**

4100 Supplies - Office	52	17	100	100	100	100
4130 Supplies - Data Processing	80	-	-	-	100	-
4150 Supplies - Other	587	283	1,000	1,000	450	1,000
4170 Supplies - Custodial	12	-	-	-	42	-
4180 Supplies - Safety	337	423	600	600	600	600
4190 Operating Supplies and Tools	465	780	800	800	800	800
4205 Subscriptions and Publications	27	51	-	-	-	-
4210 Marketing and Meetings	43	-	-	-	-	-
4214 Training and Education	-	-	500	500	-	500
4230 Copying - Allocated	46	83	50	50	50	50
4240 Telephone	72	120	150	150	100	150
4260 Small Tools and Equipment	41	100	100	100	100	100
4270 Vehicle Fuel	475	538	600	600	500	600
4274 Utilities - Natural Gas	662	532	700	700	400	700
4275 Utilities - Electricity	3,986	3,236	3,500	3,500	3,000	3,500
4277 Utilities - Sewer	-	-	-	-	-	550
4278 Waste Disposal	-	-	-	-	-	-
4280 Insurance	75	80	200	200	170	200



**GENERAL FUND - EXPENDITURE DETAIL**

FUND: 01 GENERAL FUND  
 PROGRAM: 166 - City Shop & Corp. Yard

ACCOUNT	LINE ITEM	10/11 ACTUALS	11/12 ACTUALS	FISCAL YEAR 12/13			13/14 BUDGET
				ORIGINAL BUDGET	AMENDED BUDGET	ESTIMATED ACTUAL	
4290	Miscellaneous Fees/Charges	587	597	450	450	475	450
4380	Services - Other	134	204	550	550	400	-
4390	Contractual Obligations	-	3,000	6,275	6,275	6,275	6,360
4430	Rentals and Leases Other	1,725	1,535	1,000	1,000	1,600	1,600
4440	Maintenance of Vehicles	357	573	525	525	525	525
4450	Maintenance of Facilities	258	615	700	700	700	700
4470	Maintenance of Equipment	-	97	100	100	100	100
	Total Supplies and Services	10,021	12,864	17,900	17,900	16,487	18,585
<b>MINOR CAPITAL</b>							
4800	Equipment Purchases	-	274	-	-	-	-
	Total Minor Capital	-	274	-	-	-	-
	Grand Total	\$ 208,968	213,918	\$ 122,800	\$ 122,800	\$ 119,537	\$ 130,485

**GENERAL FUND - EXPENDITURE DETAIL**

FUND: 01 GENERAL FUND  
 PROGRAM 168- Code Enforcement

ACCOUNT LINE ITEM	10/11 ACTUALS	11/12 ACTUALS	FISCAL YEAR 12/13			13/14 BUDGET	
			ORIGINAL BUDGET	AMENDED BUDGET	ESTIMATED ACTUAL		
<b>BUDGET ANALYSIS</b>							
<b><u>SALARIES/BENEFITS</u></b>							
4001 Salaries: Full-Time	\$ 6,245	6,950	\$ 8,100	\$ 8,100	\$ 8,200	\$ 8,700	
4020 Social Security	387	431	500	500	550	500	
4022 Medicare	91	101	100	100	150	200	
4030 Workers Compensation	-	200	300	300	300	500	
4040 Medical Insurance	2,592	2,649	2,500	2,500	2,350	2,800	
4042 Dental/Life	134	193	200	200	250	300	
4048 Long Term Disability	17	19	-	-	50	-	
4050 PERS Retirement	860	1,112	1,300	1,300	1,350	1,500	
4070 Deferred Compensation	82	90	100	100	100	-	
<b>Total Salaries and Benefits</b>	<b>10,408</b>	<b>11,745</b>	<b>13,100</b>	<b>13,100</b>	<b>13,300</b>	<b>14,500</b>	
<b><u>SUPPLIES &amp; SERVICES</u></b>							
4100 Supplies - Office	-	17	50	50	25	50	
4205 Subscriptions and Publications	38	-	50	50	-	50	
4230 Copying - Allocated	-	-	250	250	-	250	
4250 Postage and Shipping	-	-	100	100	100	100	
4270 Vehicle Fuel	19	-	-	-	-	-	
<b>Total Supplies and Services</b>	<b>57</b>	<b>17</b>	<b>450</b>	<b>450</b>	<b>125</b>	<b>450</b>	
<b>Grand Total</b>	<b>\$ 10,465</b>	<b>11,762</b>	<b>\$ 13,550</b>	<b>\$ 13,550</b>	<b>\$ 13,425</b>	<b>\$ 14,950</b>	



**CITY OF GROVER BEACH  
PARKS AND RECREATION OVERVIEW**

**MISSION STATEMENT:**

The Grover Beach Parks and Recreation Department is committed to providing or facilitating quality recreational services, including programs, classes, special events, and facilities to all members of the community in a courteous and efficient manner.

	10/11 ACTUALS	11/12 ACTUALS	FISCAL YEAR 12/13			13/14 BUDGET
			ORIGINAL BUDGET	AMENDED BUDGET	ESTIMATED ACTUAL	
Salaries and Benefits	\$ 201,224	\$ 211,083	\$ 203,000	\$ 203,000	\$ 208,571	\$ 213,700
Supplies and Services	126,672	144,670	109,845	109,845	110,494	110,445
Minor Capital	(20,364)	-	-	-	-	-
Debt Service	-	-	-	-	-	-
<b>ACTIVITY TOTAL</b>	<b>\$ 307,532</b>	<b>\$ 355,753</b>	<b>\$ 312,845</b>	<b>\$ 312,845</b>	<b>\$ 319,065</b>	<b>\$ 324,145</b>
<u>Funding Source (s):</u>						
General Fund	\$ 307,532	\$ 355,753	\$ 312,845	\$ 312,845	\$ 319,065	\$ 324,145
<b>FUNDING TOTAL</b>	<b>\$ 307,532</b>	<b>\$ 355,753</b>	<b>\$ 312,845</b>	<b>\$ 312,845</b>	<b>\$ 319,065</b>	<b>\$ 324,145</b>

DEPARTMENT GOALS AND OBJECTIVES FOR FY 14

Continue providing quality parks and recreation services in a courteous and efficient manner.

Complete landscaping improvements at Grover Heights Park near the playground including a memorial picnic table in honor of late Parks, Recreation and Beautification Commissioner, Mina Vaughn, through her foundation's donation of \$20,000.

Update the City approved Street Tree list.

Explore opportunities to partner with community organizations for potential community gardens.

Update inventory of parks facilities for establishing facility priorities.

FY 13 ACCOMPLISHMENTS

Produced 21 special events throughout the community.

Promoted the City at the Savor the Central Coast in Santa Margarita.

Approximately 8,000 community members enjoyed City-wide special events

Provided a month average of 90 youth and adults to take advantage of 22 classes, for an annual amount of approximately 1,080.

Received assistance from approximately 200 volunteers.

Received over \$20,000 in revenues through cash donations, sponsorships, entry fees and special event concession sales.

Received over \$5,000 of merchandise in-kind donations.

**CITY OF GROVER BEACH  
PARKS AND RECREATION OVERVIEW**

Produced 17 concerts for the Sizzlin' Summer Concert Series and Farmers' Market.

Secured over \$15,000 in grant funds to implement energy efficient lighting at City Sports Courts and implemented sports court lighting.

Prepared and distributed nearly 70,000 seasonal Activity Guides throughout the Five Cities.

Prepared, posted, and distributed 12 agendas and agenda packets for monthly Parks, Recreation and Beautification Commission meetings.

Prepared PowerPoint presentations for Channel 20, press releases for the media and flyers to the schools.

Maintained up-to-date information for the City's Facebook page.

Prepared Proclamations and presented monthly Beautification Awards.

Managed over 560 facility rentals at Ramona Garden Park and Grover Beach Community Center to private, non-profit and governmental groups.

Managed over 170 park rentals at Grover Heights Park and 16th Street Park barbecue rental areas.

PERSONNEL COMPLEMENT					
	2010-11 Actual	2011-12 Actual	2012-13 Budget	2012-13 Estimate	2013-14 Budget
<u>Full-Time:</u>					
Parks and Recreation Director	1.0	1.0	1.0	-	-
Parks and Recreation Program Director	-	-	-	1.0	1.0
Recreation Coordinator	2.0 *	2.0 *	2.0 *	2.0 *	2.0 *
<u>Part-Time:</u>					
Staff Assistant	1.0	1.0	-	-	-
Recreation Coordinator	-	-	-	-	-
Recreation Specialist	1.0	1.0	-	-	-
Work Study Student	-	-	-	-	-
Total	5.0	5.0	3.0	3.0	3.0
* 2 Positions Authorized; only 1 filled at this time due to frozen positions					

**GENERAL FUND - EXPENDITURE DETAIL**

FUND: 01 GENERAL FUND  
PROGRAM 171 - Recreation

ACCOUNT LINE ITEM	10/11 ACTUALS	11/12 ACTUALS	FISCAL YEAR 12/13			13/14 BUDGET
			ORIGINAL BUDGET	AMENDED BUDGET	ESTIMATED ACTUAL	
<b>BUDGET ANALYSIS</b>						
<b>SALARIES/BENEFITS</b>						
4001 Salaries: Full-Time	\$ 92,088	\$ 107,576	\$ 106,000	\$ 106,000	\$ 112,500	\$ 112,900
4002 Salaries: Part-Time	12,369	5,244	1,800	1,800	416	-
4010 Overtime	508	217	500	500	-	500
4020 Social Security	6,506	7,008	6,700	6,700	7,000	7,100
4022 Medicare	1,590	1,639	1,600	1,600	1,650	1,700
4030 Workers Compensation	200	3,000	4,400	4,400	4,400	6,600
4040 Medical Insurance	18,095	22,119	22,600	22,600	22,600	22,600
4042 Dental/Life	1,466	1,983	1,900	1,900	2,000	2,200
4048 Long Term Disability	252	292	300	300	310	400
4050 PERS Retirement	13,035	17,217	17,400	17,400	18,400	19,500
4070 Deferred Compensation	697	783	800	800	850	800
<b>Total Salaries and Benefits</b>	<b>146,806</b>	<b>167,078</b>	<b>164,000</b>	<b>164,000</b>	<b>170,126</b>	<b>174,300</b>
<b>SUPPLIES &amp; SERVICES</b>						
4100 Supplies - Office	518	552	600	600	600	600
4130 Supplies - Data Processing	1,208	1,951	1,100	1,100	1,100	1,100
4150 Supplies - Other	1,566	900	900	900	900	900
4170 Supplies - Custodial	-	179	200	200	-	200
4180 Supplies - Safety	-	5	-	-	-	-
4185 Marketing Materials and Supplies	-	219	400	400	400	400
4200 Dues and Memberships	635	605	700	700	630	700
4210 Marketing and Meetings	60	-	100	100	300	100
4214 Training and Education	107	50	-	-	50	50
4230 Copying - Allocated	2,283	2,630	4,000	4,000	4,000	4,000
4234 Printing and Copying	3,496	3,931	3,100	3,100	3,100	3,100
4240 Telephone	703	838	800	800	800	800
4250 Postage and Shipping	2,712	3,178	1,650	1,650	2,700	1,650
4260 Small Tools and Equipment	361	288	400	400	200	400
4270 Vehicle Fuel	116	82	120	120	50	120
4280 Insurance	20,429	21,157	13,825	13,825	13,825	14,225
4290 Miscellaneous Fees/Charges	675	2,001	3,000	3,000	2,175	3,000
4340 Services - Communications	31	-	-	-	-	-
4360 Services - Miscellaneous	83	-	100	100	100	100

**GENERAL FUND - EXPENDITURE DETAIL**

FUND: 01 GENERAL FUND  
PROGRAM 171 - Recreation

ACCOUNT LINE ITEM	10/11 ACTUALS	11/12 ACTUALS	FISCAL YEAR 12/13			13/14 BUDGET
			ORIGINAL BUDGET	AMENDED BUDGET	ESTIMATED ACTUAL	
4370 Services - Education and Recreation	57,015	56,527	50,000	50,000	52,000	50,000
4380 Services - Other	132	116	-	-	-	-
4390 Contractual Obligations	-	8,748	-	-	-	-
4440 Maintenance of Vehicles	47	165	50	50	50	50
4470 Maintenance of Equipment	-	-	200	200	65	200
<b>Total Supplies and Services</b>	<b>92,177</b>	<b>104,122</b>	<b>81,245</b>	<b>81,245</b>	<b>83,045</b>	<b>81,695</b>
<b>Grand Total</b>	<b>\$ 238,983</b>	<b>\$ 271,200</b>	<b>\$ 245,245</b>	<b>\$ 245,245</b>	<b>\$ 253,171</b>	<b>\$ 255,995</b>

**GENERAL FUND - EXPENDITURE DETAIL**

FUND: 01 GENERAL FUND  
PROGRAM: 172 - Parks Facilities

ACCOUNT	LINE ITEM	10/11 ACTUALS	11/12 ACTUALS	FISCAL YEAR 12/13			13/14 BUDGET
				ORIGINAL BUDGET	AMENDED BUDGET	ESTIMATED ACTUAL	
<b>BUDGET ANALYSIS</b>							
<b>SALARIES/BENEFITS</b>							
4001	Salaries: Full-Time	\$ 8,367	9,027	\$ 9,100	\$ 9,100	\$ 9,100	\$ 9,700
4002	Salaries: Part-Time	16,783	7,214	2,500	2,500	651	-
4010	Overtime	-	-	-	-	44	-
4020	Social Security	1,559	1,007	700	700	600	600
4022	Medicare	374	236	200	200	150	200
4030	Workers Compensation	100	700	300	300	400	600
4040	Medical Insurance	1,699	1,722	1,600	1,600	1,650	1,800
4042	Dental/Life	142	168	200	200	200	200
4048	Long Term Disability	16	25	-	-	50	100
4050	PERS Retirement	799	1,445	1,500	1,500	1,450	1,700
4070	Deferred Compensation	54	60	100	100	100	100
Total Salaries and Benefits		29,893	21,604	16,200	16,200	14,395	15,000
<b>SUPPLIES &amp; SERVICES</b>							
4150	Supplies - Other	57	31	100	100	50	100
4170	Supplies - Custodial	1,176	1,616	1,600	1,600	1,600	1,600
4180	Supplies - Safety	132	61	100	100	50	100
4234	Printing and Copying	-	-	-	-	14	-
4274	Utilities - Natural Gas	1,655	2,260	2,000	2,000	2,000	2,000
4275	Utilities - Electricity	6,143	6,175	6,600	6,600	6,200	6,600
4276	Utilities - Water	1,209	1,553	2,000	2,000	1,500	2,000
4277	Utilities - Sewer	231	231	200	200	200	200
4350	Services - Maintenance	572	-	-	-	-	-
4380	Services - Other	15,352	14,084	15,400	15,400	15,400	15,400
4470	Maintenance of Equipment	-	894	300	300	-	300
4690	Late Fees and Finance Charges	1	-	-	-	-	-
Total Supplies and Services		26,528	26,905	28,300	28,300	27,014	28,300
<b>MINOR CAPITAL</b>							
4800	Equipment Purchases	(20,364)	-	-	-	-	-
Total Minor Capital		(20,364)	-	-	-	-	-
Grand Total		\$ 36,057	48,509	\$ 44,500	\$ 44,500	\$ 41,409	\$ 43,300



**GENERAL FUND - EXPENDITURE DETAIL**

FUND: 01 GENERAL FUND  
 PROGRAM: 173 - Community Services

ACCOUNT LINE ITEM	10/11 ACTUALS	11/12 ACTUALS	FISCAL YEAR 12/13			13/14 BUDGET
			ORIGINAL BUDGET	AMENDED BUDGET	ESTIMATED ACTUAL	
<b>BUDGET ANALYSIS</b>						
<b>SALARIES/BENEFITS</b>						
4001 Salaries: Full-Time	\$ 17,052	14,941	\$ 14,800	\$ 14,800	\$ 15,900	\$ 15,700
4010 Overtime	160	38	200	200	-	200
4020 Social Security	1,067	929	900	900	1,000	1,000
4022 Medicare	259	217	200	200	250	200
4030 Workers Compensation	100	400	600	600	600	900
4040 Medical Insurance	3,127	3,061	3,200	3,200	3,200	3,100
4042 Dental/Life	249	273	300	300	300	300
4048 Long Term Disability	26	41	100	100	50	100
4050 PERS Retirement	2,345	2,391	2,400	2,400	2,600	2,800
4070 Deferred Compensation	140	110	100	100	150	100
<b>Total Salaries and Benefits</b>	<b>24,525</b>	<b>22,401</b>	<b>22,800</b>	<b>22,800</b>	<b>24,050</b>	<b>24,400</b>
<b>SUPPLIES &amp; SERVICES</b>						
4150 Supplies - Other	\$ 277	1,380	\$ 300	\$ 300	\$ 350	\$ 350
4151 Supplies - Special Events	104	-	-	-	-	-
4210 Marketing and Meetings	86	32	-	-	-	-
4214 Training and Education	-	562	-	-	-	-
4380 Services - Other	-	11,669	-	-	85	100
4386 Community and City Relations	-	-	-	-	-	-
4390 Contractual Obligations	7,500	-	-	-	-	-
<b>Total Supplies and Services</b>	<b>7,967</b>	<b>13,643</b>	<b>300</b>	<b>300</b>	<b>435</b>	<b>450</b>
<b>Grand Total</b>	<b>\$ 32,492</b>	<b>36,044</b>	<b>\$ 23,100</b>	<b>\$ 23,100</b>	<b>\$ 24,485</b>	<b>\$ 24,850</b>

**CITY OF GROVER BEACH  
FIRE OVERVIEW**

**MISSION STATEMENT:**

Protecting our quality of life.

	10/11 ACTUALS	11/12 ACTUALS	FISCAL YEAR 12/13			13/14 BUDGET
			ORIGINAL BUDGET	AMENDED BUDGET	ESTIMATED ACTUAL	
Salaries and Benefits	\$ 30,144	\$ -	\$ -	\$ -	\$ -	\$ -
Supplies and Services	19,809	-	-	-	-	-
Minor Capital	10,182	-	-	-	-	-
Debt Service	-	-	-	-	-	-
<b>ACTIVITY TOTAL</b>	<b>\$ 60,135</b>	<b>\$ -</b>	<b>\$ -</b>	<b>\$ -</b>	<b>\$ -</b>	<b>\$ -</b>
<u>Funding Source (s):</u>						
General Fund	\$ 60,135	\$ -	\$ -	\$ -	\$ -	\$ -
<b>FUNDING TOTAL</b>	<b>\$ 60,135</b>	<b>\$ -</b>	<b>\$ -</b>	<b>\$ -</b>	<b>\$ -</b>	<b>\$ -</b>

FY 11 & 12 ACCOMPLISHMENTS

Accomplished a smooth transition for involved public safety personnel during the first year of the Five Cities Joint Powers Fire Authority July 2011.

PERSONNEL COMPLEMENT					
	2010-11 Actual	2011-12 Actual	2012-13 Budget	2012-13 Estimate	2013-14 Budget
<u>Full-Time:</u>					
Fire Captain	3.0	-	-	-	-
Training Officer - Administrative Fire Captain	-	-	-	-	-
Fire Engineer	3.0	-	-	-	-
Administrative Secretary	1.0	-	-	-	-
<u>Part-Time:</u>					
Reserve Firefighter	15.0	-	-	-	-
<b>Total</b>	<b>22.0</b>	<b>-</b>	<b>-</b>	<b>-</b>	<b>-</b>

---

**CITY OF GROVER BEACH  
FIRE OVERVIEW**

---

**GENERAL FUND - EXPENDITURE DETAIL**

FUND: 01 GENERAL FUND  
 PROGRAM 181 - Fire Support Services

ACCOUNT LINE ITEM	10/11 ACTUALS	11/12 ACTUALS	FISCAL YEAR 12/13			13/14 BUDGET
			ORIGINAL BUDGET	AMENDED BUDGET	ESTIMATED ACTUAL	
BUDGET ANALYSIS						
<u>SUPPLIES &amp; SERVICES</u>						
4240 Telephone	237	-	-	-	-	-
4274 Utilities - Natural Gas	77	-	-	-	-	-
4276 Utilities - Water	125	-	-	-	-	-
4277 Utilities - Sewer	39	-	-	-	-	-
Total Supplies and Services	478	-	-	-	-	-
Grand Total	\$ 478	\$ -	\$ -	\$ -	\$ -	\$ -

**GENERAL FUND - EXPENDITURE DETAIL**

FUND: 01 GENERAL FUND  
 PROGRAM 182 - Fire Operations

ACCOUNT LINE ITEM	10/11 ACTUALS	11/12 ACTUALS	FISCAL YEAR 12/13			13/14 BUDGET
			ORIGINAL BUDGET	AMENDED BUDGET	ESTIMATED ACTUAL	
<b>BUDGET ANALYSIS</b>						
<u>SALARIES/BENEFITS</u>						
4001 Salaries: Full-Time	\$ 11,993	\$ -	\$ -	\$ -	\$ -	\$ -
4002 Salaries: Part-Time	2,432	-	-	-	-	-
4010 Overtime	4,443	-	-	-	-	-
4020 Social Security	1,170	-	-	-	-	-
4022 Medicare	273	-	-	-	-	-
4030 Workers Compensation	900	-	-	-	-	-
4040 Medical Insurance	5,966	-	-	-	-	-
4042 Dental/Life	591	-	-	-	-	-
4048 Long Term Disability	31	-	-	-	-	-
4050 PERS Retirement	1,590	-	-	-	-	-
<b>Total Salaries and Benefits</b>	<b>29,389</b>	<b>-</b>	<b>-</b>	<b>-</b>	<b>-</b>	<b>-</b>
<u>SUPPLIES &amp; SERVICES</u>						
4280 Insurance	19,326	-	-	-	-	-
4340 Services - Communications	5	-	-	-	-	-
<b>Total Supplies and Services</b>	<b>19,331</b>	<b>-</b>	<b>-</b>	<b>-</b>	<b>-</b>	<b>-</b>
<u>MINOR CAPITAL</u>						
4800 Equipment Purchases	10,182	-	-	-	-	-
<b>Total Minor Capital</b>	<b>10,182</b>	<b>-</b>	<b>-</b>	<b>-</b>	<b>-</b>	<b>-</b>
<b>Grand Total</b>	<b>\$ 58,902</b>	<b>\$ -</b>	<b>\$ -</b>	<b>\$ -</b>	<b>\$ -</b>	<b>\$ -</b>

**GENERAL FUND - EXPENDITURE DETAIL**

FUND: 01 GENERAL FUND  
 PROGRAM 183 - Code Enforcement

ACCOUNT LINE ITEM	10/11 ACTUALS	11/12 ACTUALS	FISCAL YEAR 12/13			13/14 BUDGET
			ORIGINAL BUDGET	AMENDED BUDGET	ESTIMATED ACTUAL	
BUDGET ANALYSIS						
<u>SALARIES/BENEFITS</u>						
4001 Salaries: Full-Time	\$ 515	\$ -	\$ -	\$ -	\$ -	\$ -
4020 Social Security	32	-	-	-	-	-
4022 Medicare	7	-	-	-	-	-
4040 Medical Insurance	121	-	-	-	-	-
4042 Dental/Life	4	-	-	-	-	-
4048 Long Term Disability	1	-	-	-	-	-
4050 PERS Retirement	71	-	-	-	-	-
4070 Deferred Compensation	4	-	-	-	-	-
Total Salaries and Benefits	755	-	-	-	-	-
Grand Total	\$ 755	\$ -	\$ -	\$ -	\$ -	\$ -

---

**GENERAL FUND - EXPENDITURE DETAIL**

---

FUND: 01 GENERAL FUND  
 PROGRAM 183 - Code Enforcement

ACCOUNT LINE ITEM	10/11 ACTUALS	11/12 ACTUALS	FISCAL YEAR 12/13			13/14 BUDGET
			ORIGINAL BUDGET	AMENDED BUDGET	ESTIMATED ACTUAL	

---

**CITY OF GROVER BEACH  
POLICE OVERVIEW**

**MISSION STATEMENT:**

We serve to contribute to a wholesome community environment in which individuals may work, play, prosper, rear children, and otherwise pursue their legitimate goals without fear of criminal or civil disorder.

	10/11 ACTUALS	11/12 ACTUALS	FISCAL YEAR 12/13			13/14 BUDGET
			ORIGINAL BUDGET	AMENDED BUDGET	ESTIMATED ACTUAL	
Salaries and Benefits	\$ 2,760,345	\$ 2,855,852	\$ 2,703,200	\$ 2,703,200	\$ 2,649,560	\$ 2,945,100
Supplies and Services	355,214	359,472	414,906	414,906	424,626	420,280
Minor Capital	3,002	164,289	4,000	4,000	4,000	9,800
Debt Service	-	-	-	-	-	-
<b>ACTIVITY TOTAL</b>	<b>\$ 3,118,561</b>	<b>\$ 3,379,613</b>	<b>\$ 3,122,106</b>	<b>\$ 3,122,106</b>	<b>\$ 3,078,186</b>	<b>\$ 3,375,180</b>
<b>Funding Source (s):</b>						
General Fund	\$ 3,117,661	\$ 3,378,713	\$ 3,121,206	\$ 3,121,206	\$ 3,077,286	\$ 3,375,180
Wastewater Fund	\$ 180	\$ 180	\$ 180	\$ 180	\$ 180	\$ -
Water Fund	\$ 180	\$ 180	\$ 180	\$ 180	\$ 180	\$ -
Building and Planning Fund	\$ 360	\$ 360	\$ 360	\$ 360	\$ 360	\$ -
Improvement Agency Area One	\$ 180	\$ 180	\$ 180	\$ 180	\$ 180	\$ -
<b>FUNDING TOTAL</b>	<b>\$ 3,118,561</b>	<b>\$ 3,379,613</b>	<b>\$ 3,122,106</b>	<b>\$ 3,122,106</b>	<b>\$ 3,078,186</b>	<b>\$ 3,375,180</b>

DEPARTMENT GOALS AND OBJECTIVES FOR FY 13

Secure the safety of the community's residents and visitors by providing for adequate police, fire, communications facilities, and personnel.

FY 13 ACCOMPLISHMENTS

- All personnel are in compliance with POST (Peace Officer Standard of Training) mandatory training.
- Maintained safety within the community by reducing "Part 1" crimes by 6%.
- Participated in the County Regional SWAT team.
- Participated in and help coordinate the "Toys for Tots" for the South County.
- Participated in annual "Cops and Kids Field Day" event.
- Conducted tobacco and alcohol Stings to combat illegal sales to minors.
- Participated in the Countywide "Avoid the 14" DUI grant program.
- Participated in the Multi-disciplinary Team for mental health patients.
- Completed review and amendments to Department policies and procedures.
- Completed Police Department lobby upgrades and improvements.
- Completed replacement and upgrade of the 911 system.
- Replaced entire Records Management System and Computer Aided Dispatch system.



---

## CITY OF GROVER BEACH POLICE OVERVIEW

---

Maintained Police Department Special Enforcement Team for local narcotic issues.

Participated in regional Narcotic Task Force.

Completed System Network overhaul, technology upgrades and improvements.

Completed install of patrol vehicle Mobile Computers and vehicle license plate reader systems.

Completed Team Building Workshops for all employees.

Participated in the Citizen's Academy for the south county areas.

Continued on-going daily briefing training program for case laws and policies.

Handeled over 18,000 calls for service.

Handled highest ever number of 911 calls; 4,709.

Completed a Buffer Zone Protection Plan Grant in the amount of \$199,820.

Obtained a Bullet Proof Vest grant for replacement of officer vests.

Completed the Bureau of Justice Assistance grant.

Participated in the Counties Homeless Services Oversight Council and homeless issues in the South County area

Successfully reduced Police Department budget and successfully stayed within that budget.

Participated in the Nuclear Power Plant (NPP) disaster exercise drill and emergency planning events.

**CITY OF GROVER BEACH  
POLICE OVERVIEW**

PERSONNEL COMPLEMENT						
	2010-11 Actual	2011-12 Actual	2012-13 Budget	2012-13 Estimate	2013-14 Budget	
<b>Full-Time:</b>						
Police Chief	1.0	1.0	1.0	1.0	1.0	
Commander	-	-	2.0	2.0	2.0	
Lieutenant	2.0	2.0	-	-	-	
Sergeant	4.0	4.0	3.0	3.0	4.0	***
Senior Police Officer	4.0	4.0	4.0	4.0	4.0	
Police Officer	8.0	8.0	8.0	8.0	8.0	*
Communications Supervisor	1.0	1.0	1.0	1.0	1.0	
Lead Communications and Records Technician	1.0	1.0	1.0	1.0	1.0	
Communication and Records Technician	5.0	5.0	4.0	4.0	4.0	**
Records/Property Technician	1.0	1.0	1.0	1.0	1.0	
Administrative Secretary	1.0	1.0	1.0	1.0	1.0	
<b>Part-Time:</b>						
Records and Communication Technician	2.0	2.0	2.0	2.0	2.0	
Reserve Level I	2.0	2.0	2.0	2.0	2.0	
Reserve Level II	3.0	3.0	3.0	3.0	3.0	
Total	35.0	35.0	33.0	33.0	34.0	
<p>* 8 Positions Authorized; only 6 budgeted at this time due to Frozen Positions</p> <p>** 1 Grant Dispatch Position Eliminated.</p> <p>*** Position Eliminated due to Golden Handshake</p>						

---

**CITY OF GROVER BEACH  
POLICE OVERVIEW**

---

## GENERAL FUND - EXPENDITURE DETAIL

FUND: 01 GENERAL FUND  
 PROGRAM: 191 - Police Support Services

ACCOUNT LINE ITEM	10/11 ACTUALS	11/12 ACTUALS	FISCAL YEAR 12/13			13/14 BUDGET
			ORIGINAL BUDGET	AMENDED BUDGET	ESTIMATED ACTUAL	
<b>BUDGET ANALYSIS</b>						
<b><u>SALARIES/BENEFITS</u></b>						
4001 Salaries: Full-Time	\$ 264,901	\$ 263,074	\$ 262,700	\$ 262,700	\$ 263,500	\$ 280,200
4020 Social Security	13,845	13,955	16,600	16,600	14,200	17,700
4022 Medicare	3,917	3,890	3,900	3,900	4,000	4,100
4030 Workers Compensation	4,000	7,200	8,000	8,000	8,000	14,700
4040 Medical Insurance	12,181	16,380	19,700	19,700	19,000	22,700
4042 Dental/Life	1,157	1,118	1,600	1,600	1,100	3,400
4048 Long Term Disability	700	698	800	800	700	900
4050 PERS Retirement	46,974	61,150	63,000	63,000	60,500	70,400
4067 Safety Equipment Allowance	1,605	1,609	1,600	1,600	1,650	1,600
4070 Deferred Compensation	379	379	1,600	1,600	400	1,600
4080 Automobile Allowance	3,610	3,620	3,600	3,600	3,610	3,600
4081 Cell Phone Allowance						
Total Salaries and Benefits	353,269	373,073	383,100	383,100	376,660	420,900
<b><u>SUPPLIES &amp; SERVICES</u></b>						
4100 Supplies - Office	-	104	100	100	100	100
4130 Supplies - Data Processing	188	95	200	200	200	200
4150 Supplies - Other	59	-	100	100	100	100
4200 Dues and Memberships	460	505	200	200	465	500
4205 Subscriptions and Publications	283	151	400	400	400	400
4210 Marketing and Meetings	63	213	200	200	200	200
4211 Employee Recognition	306	171	500	500	500	500
4214 Training and Education	-	128	500	500	500	1,500
4240 Telephone	5,474	4,682	5,000	5,000	5,000	5,000
4270 Vehicle Fuel	2,538	2,765	3,200	3,200	3,200	3,200
4280 Insurance	1,410	1,410	1,500	1,500	1,500	1,500
4290 Miscellaneous Fees/Charges	-	-	-	-	250	-
4340 Services - Communications	1,713	1,559	1,600	1,600	1,600	1,600
4380 Services - Other	125	-	-	-	-	-
4440 Maintenance of Vehicles	476	966	300	300	300	300
Total Supplies and Services	13,095	12,749	13,800	13,800	14,315	15,100
Grand Total	\$ 366,364	\$ 385,822	\$ 396,900	\$ 396,900	\$ 390,975	\$ 436,000

**GENERAL FUND - EXPENDITURE DETAIL**

FUND: 01 GENERAL FUND  
 PROGRAM: 192 - Police Operations

ACCOUNT LINE ITEM	10/11 ACTUALS	11/12 ACTUALS	FISCAL YEAR 12/13			13/14 BUDGET
			ORIGINAL BUDGET	AMENDED BUDGET	ESTIMATED ACTUAL	
<b>BUDGET ANALYSIS</b>						
<b>SALARIES/BENEFITS</b>						
4001 Salaries: Full-Time	\$ 1,024,990	\$ 1,013,628	\$ 959,900	\$ 959,900	\$ 895,000	\$ 1,022,100
4005 Salaries: Reserve	21,984	19,055	19,000	19,000	16,000	19,000
4010 Overtime	47,766	43,596	42,800	42,800	68,000	43,300
4020 Social Security	68,327	67,396	64,100	64,100	65,000	65,500
4022 Medicare	15,996	15,762	15,000	15,000	15,600	15,300
4030 Workers Compensation	21,913	27,000	28,600	28,600	26,100	50,300
4040 Medical Insurance	154,784	145,938	148,100	148,100	141,000	158,900
4042 Dental/Life	13,806	14,593	15,800	15,800	13,400	19,000
4048 Long Term Disability	1,334	2,624	2,900	2,900	2,400	3,000
4050 PERS Retirement	195,222	252,837	247,000	247,000	231,000	264,900
4067 Safety Equipment Allowance	5,030	13,055	12,000	12,000	17,000	11,300
4070 Deferred Compensation	2,489	2,050	4,700	4,700	1,750	4,300
<b>Total Salaries and Benefits</b>	<b>1,573,641</b>	<b>1,617,534</b>	<b>1,559,900</b>	<b>1,559,900</b>	<b>1,492,250</b>	<b>1,676,900</b>

**SUPPLIES & SERVICES**

4100 Supplies - Office	125	40	200	200	200	200
4130 Supplies - Data Processing	250	7	100	100	100	100
4150 Supplies - Other	7,561	5,811	8,000	8,000	8,000	9,000
4180 Supplies - Safety	197	179	500	500	500	500
4190 Operating Supplies and Tools	-	58	100	100	100	100
4200 Dues and Memberships	25	-	-	-	-	-
4210 Marketing and Meetings	-	30	-	-	-	-
4214 Training and Education	12,535	9,662	17,500	17,500	20,000	17,500
4234 Printing and Copying	-	-	250	250	2,000	250
4240 Telephone	-	-	-	-	100	-
4250 Postage and Shipping	247	69	100	100	100	100
4260 Small Tools and Equipment	380	337	500	500	500	500
4270 Vehicle Fuel	38,397	44,291	40,000	40,000	40,000	40,000
4278 Waste Disposal	93	166	200	200	200	200
4280 Insurance	55,740	55,739	80,050	80,050	80,050	75,500
4290 Miscellaneous Fees/Charges	-	275	-	-	5	-
4340 Services - Communications	5,732	5,732	6,300	6,300	6,300	6,300
4350 Services - Maintenance	-	75	-	-	-	-

**GENERAL FUND - EXPENDITURE DETAIL**

FUND: 01 GENERAL FUND  
PROGRAM: 192 - Police Operations

ACCOUNT	LINE ITEM	10/11 ACTUALS	11/12 ACTUALS	FISCAL YEAR 12/13			13/14 BUDGET
				ORIGINAL BUDGET	AMENDED BUDGET	ESTIMATED ACTUAL	
4360	Services - Miscellaneous	86,090	86,796	88,825	88,825	88,825	76,500
4380	Services - Other	20,000	20,000	20,000	20,000	20,000	20,000
4390	Contractual Obligations	-	-	3,000	3,000	3,000	16,000
4400	Rentals and Leases Equipment		6	-	-	-	-
4440	Maintenance of Vehicles	15,258	13,883	13,000	13,000	13,000	13,000
4470	Maintenance of Equipment	233	395	200	200	1,200	200
	Total Supplies and Services	242,863	243,551	278,825	278,825	284,180	275,950
<b>MINOR CAPITAL</b>							
4800	Equipment Purchases	3,002	164,289	4,000	4,000	4,000	9,800
	Total Minor Capital	3,002	164,289	4,000	4,000	4,000	9,800
	Grand Total	\$ 1,819,506	\$ 2,025,374	\$ 1,842,725	\$ 1,842,725	\$ 1,780,430	\$ 1,962,650

**GENERAL FUND - EXPENDITURE DETAIL**

FUND: 01 GENERAL FUND  
 PROGRAM: 193 - Investigations

ACCOUNT	LINE ITEM	10/11 ACTUALS	11/12 ACTUALS	FISCAL YEAR 12/13			13/14 BUDGET
				ORIGINAL BUDGET	AMENDED BUDGET	ESTIMATED ACTUAL	
<b>BUDGET ANALYSIS</b>							
<u>SALARIES/BENEFITS</u>							
4001	Salaries: Full-Time	\$ 158,670	\$ 152,595	\$ 83,400	\$ 83,400	\$ 86,400	\$ 94,700
4010	Overtime	-	-	-	-	5,100	3,000
4020	Social Security	9,885	9,587	5,300	5,300	5,750	5,600
4022	Medicare	2,312	2,244	1,200	1,200	1,400	1,300
4030	Workers Compensation	3,000	4,000	2,400	2,400	4,500	4,400
4040	Medical Insurance	21,788	26,067	13,200	13,200	15,550	14,500
4042	Dental/Life	2,028	2,188	1,700	1,700	1,700	1,800
4048	Long Term Disability	426	414	300	300	250	300
4050	PERS Retirement	30,641	39,994	21,500	21,500	22,300	23,900
4067	Safety Equipment Allowance	772	2,145	1,200	1,200	1,200	1,100
4070	Deferred Compensation	458	450	500	500	100	500
Total Salaries and Benefits		229,980	239,684	130,700	130,700	144,250	151,100
<u>SUPPLIES &amp; SERVICES</u>							
4130	Supplies - Data Processing	-	92	-	-	-	-
4150	Supplies - Other	-	45	100	100	100	100
4190	Operating Supplies and Tools	-	-	200	200	200	200
4214	Training and Education	3,266	2,049	4,400	4,400	4,400	4,400
4260	Small Tools and Equipment	-	254	200	200	200	200
4270	Vehicle Fuel	3,411	3,710	4,000	4,000	4,000	4,000
4300	Services - Administrative	3,822	8,457	13,000	13,000	13,000	13,000
4360	Services - Miscellaneous	150	90	-	-	-	-
4380	Services - Other	5,216	3,947	5,000	5,000	8,000	8,000
4440	Maintenance of Vehicles	810	628	700	700	700	700
Total Supplies and Services		16,675	19,272	27,600	27,600	30,600	30,600
Grand Total		\$ 246,655	\$ 258,956	\$ 158,300	\$ 158,300	\$ 174,850	\$ 181,700

**GENERAL FUND - EXPENDITURE DETAIL**

FUND: 01 GENERAL FUND  
 PROGRAM: 194 - Communications & Records

ACCOUNT LINE ITEM	10/11 ACTUALS	11/12 ACTUALS	FISCAL YEAR 12/13			13/14 BUDGET
			ORIGINAL BUDGET	AMENDED BUDGET	ESTIMATED ACTUAL	
<b>BUDGET ANALYSIS</b>						
<b>SALARIES/BENEFITS</b>						
4001 Salaries: Full-Time	\$ 421,941	\$ 421,906	\$ 421,700	\$ 421,700	\$ 414,000	\$ 454,900
4002 Salaries: Part-Time	64	-	-	-	-	-
4010 Overtime	6,095	3,256	5,800	5,800	8,500	5,900
4020 Social Security	26,993	26,801	27,400	27,400	26,700	28,000
4022 Medicare	6,313	6,271	6,400	6,400	6,300	6,500
4030 Workers Compensation	1,300	11,100	13,000	13,000	13,000	22,100
4040 Medical Insurance	66,007	68,421	66,300	66,300	79,400	80,800
4042 Dental/Life	5,871	6,841	4,900	4,900	6,700	9,200
4048 Long Term Disability	1,119	1,137	1,300	1,300	1,200	1,300
4050 PERS Retirement	59,251	71,308	72,700	72,700	72,000	77,500
4067 Safety Equipment Allowance	7,271	7,290	7,300	7,300	7,300	7,300
4070 Deferred Compensation	1,230	1,230	2,700	2,700	1,300	2,700
<b>Total Salaries and Benefits</b>	<b>603,455</b>	<b>625,561</b>	<b>629,500</b>	<b>629,500</b>	<b>636,400</b>	<b>696,200</b>
<b>SUPPLIES &amp; SERVICES</b>						
4100 Supplies - Office	3,263	2,638	3,500	3,500	3,500	3,500
4130 Supplies - Data Processing	1,842	1,227	1,700	1,700	1,700	1,700
4150 Supplies - Other	783	1,596	600	600	600	600
4170 Supplies - Custodial	261	227	300	300	300	300
4190 Operating Supplies and Tools	-	-	100	100	100	100
4200 Dues and Memberships	275	225	300	300	300	300
4205 Subscriptions and Publications	283	289	300	300	300	300
4214 Training and Education	3,130	1,985	3,000	3,000	3,000	4,000
4234 Printing and Copying	634	3,014	4,000	4,000	4,000	4,000
4240 Telephone	6,963	6,168	7,000	7,000	7,000	7,000
4250 Postage and Shipping	1,655	1,313	2,000	2,000	2,000	2,000
4260 Small Tools and Equipment	-	162	300	300	350	1,200
4280 Insurance	23,721	23,560	26,381	26,381	26,381	24,930
4300 Services - Administrative	-	766	-	-	-	-
4340 Services - Communications	13,959	14,302	14,000	14,000	14,000	14,000
4350 Services - Maintenance	19,660	21,156	24,700	24,700	24,700	28,200
4360 Services - Miscellaneous	152	-	200	200	500	200
4380 Services - Other	-	272	100	100	100	100



**GENERAL FUND - EXPENDITURE DETAIL**

FUND: 01 GENERAL FUND  
 PROGRAM: 194 - Communications & Records

ACCOUNT	LINE ITEM	10/11 ACTUALS	11/12 ACTUALS	FISCAL YEAR 12/13			13/14 BUDGET
				ORIGINAL BUDGET	AMENDED BUDGET	ESTIMATED ACTUAL	
4390	Contractual Obligations	6,000	5,000	6,000	6,000	6,500	6,000
4470	Maintenance of Equipment	-	-	200	200	200	200
	Total Supplies and Services	82,581	83,900	94,681	94,681	95,531	98,630
	Grand Total	\$ 686,036	\$ 709,461	\$ 724,181	\$ 724,181	\$ 731,931	\$ 794,830

**CITY OF GROVER BEACH**

**EQUIPMENT REPLACEMENT - GENERAL FUND**

**Equipment Replacement Fund Summary, Revenues & Expenditures**



**EQUIPMENT REPLACEMENT - GENERAL FUND - FUND SUMMARY**

FUND: 85 - EQUIPMENT REPLACEMENT - GENERAL FUND

	10/11 ACTUALS	11/12 ACTUALS	FISCAL YEAR 12/13			13/14 BUDGET
			ORIGINAL BUDGET	AMENDED BUDGET	ESTIMATED ACTUAL	
Beginning Fund Balance	\$ 16,998	\$ (1,631)	\$ (13,541)	\$ (13,541)	\$ (13,541)	\$ (23,158)
Revenues:						
Revenues	-	-	-	-	-	-
Transfers In	41,000	105,700	99,500	99,500	99,500	79,500
Total Revenues	41,000	105,700	99,500	99,500	99,500	79,500
Expenditures:						
Salaries and Benefits	-	-	-	-	-	-
Supplies and Services	-	-	-	-	-	2,800
Minor Capital	12,699	74,610	61,500	61,500	62,117	66,500
Debt Service	46,930	43,000	47,000	47,000	47,000	7,833
Capital Projects	-	-	-	-	-	-
Transfers Out	-	-	-	-	-	-
Total Expenditures	59,629	117,610	108,500	108,500	109,117	77,133
Net Revenues Over Expenses	(18,629)	(11,910)	(9,000)	(9,000)	(9,617)	2,367
Anticipated Underexpenditures						
Total Operating Increases (Decreases)	(18,629)	(11,910)	(9,000)	(9,000)	(9,617)	2,367
Audit Adjustments to Fund Balance						
Total Adjustments to Fund Balance	(18,629)	(11,910)	(9,000)	(9,000)	(9,617)	2,367
Ending Fund Balance	\$ (1,631)	\$ (13,541)	\$ (22,541)	\$ (22,541)	\$ (23,158)	\$ (20,791)
Beginning Cash Balance	45,999	26,009	\$ 14,099	\$ 14,099	\$ 14,099	\$ 4,482
Increase to Cash Balance	41,000	105,700	99,500	99,500	99,500	79,500
Decrease to Cash Balance	60,990	117,610	108,500	108,500	109,117	77,133
Cash reserves to carry forward	-	-	-	-	-	-
Cash reserves to use Prior Year	-	-	-	-	-	-
<b>Ending Cash Balance</b>	<b>26,009</b>	<b>14,099</b>	<b>5,099</b>	<b>5,099</b>	<b>4,482</b>	<b>6,849</b>



**EQUIPMENT REPLACEMENT- GENERAL FUND - REVENUE DETAIL**

FUND: 85 - EQUIPMENT REPLACEMENT - GENERAL FUND

ACCOUNT	LINE ITEM	10/11 ACTUALS	11/12 ACTUALS	FISCAL YEAR 12/13			13/14 BUDGET
				ORIGINAL BUDGET	AMENDED BUDGET	ESTIMATED ACTUAL	
BUDGET ANALYSIS							
<u>USE OF MONEY AND PROPERTY</u>							
<u>TRANSFERS IN</u>							
85-000-3000	Transfers In	41,000	105,700	99,500	99,500	99,500	79,500
	Total	41,000	105,700	99,500	99,500	99,500	79,500
	Grand Total	\$ 41,000	\$ 105,700	\$ 99,500	\$ 99,500	\$ 99,500	\$ 79,500

**EQUIPMENT REPLACEMENT - GENERAL FUND - EXPENDITURE DETAIL**

FUND: 85 - EQUIPMENT REPLACEMENT - GENERAL FUND  
 PROGRAM: 182 - Fire Operations

ACCOUNT	LINE ITEM	10/11 ACTUALS	11/12 ACTUALS	FISCAL YEAR 12/13			13/14 BUDGET
				ORIGINAL BUDGET	AMENDED BUDGET	ESTIMATED ACTUAL	
BUDGET ANALYSIS							
<u>MINOR CAPITAL</u>							
4800	Equipment Purchases	(61)	-	-	-	-	-
	Total Minor Capital	(61)	-	-	-	-	-
<u>DEBT SERVICE</u>							
4900	Principal	42,578	40,643	44,400	44,400	44,400	7,400
4930	Interest	4,352	2,357	2,600	2,600	2,600	433
	Total Debt Service Payments	46,930	43,000	47,000	47,000	47,000	7,833
<b><u>GRAND TOTAL</u></b>		<b>\$ 46,869</b>	<b>\$ 43,000</b>	<b>\$ 47,000</b>	<b>\$ 47,000</b>	<b>\$ 47,000</b>	<b>\$ 7,833</b>

**EQUIPMENT REPLACEMENT - GENERAL FUND - EXPENDITURE DETAIL**

FUND: 85 - EQUIPMENT REPLACEMENT - GENERAL FUND

PROGRAM: 192 - Police Operations

ACCOUNT	LINE ITEM	10/11 ACTUALS	11/12 ACTUALS	FISCAL YEAR 12/13			13/14 BUDGET
				ORIGINAL BUDGET	AMENDED BUDGET	ESTIMATED ACTUAL	
<b>SUPPLIES &amp; SERVICES</b>							
4260	Small Tools and Equipment			-	-	-	800
	Total Supplies & Services			-	-	-	800
<b>MINOR CAPITAL</b>							
4800	Equipment Purchases	760	3,410	4,500	4,500	4,500	4,500
4840	Data Processing Equipment	-	-	-	-	-	2,000
4870	Vehicle Acquisition	12,000	54,200	57,000	57,000	57,617	57,000
	Total Minor Capital	12,760	57,610	61,500	61,500	62,117	63,500
<b>GRAND TOTAL</b>		\$ 12,760	\$ 57,610	\$ 61,500	\$ 61,500	\$ 62,117	\$ 64,300



**EQUIPMENT REPLACEMENT - GENERAL FUND - EXPENDITURE DETAIL**

FUND: 85 - EQUIPMENT REPLACEMENT - GENERAL FUND  
 PROGRAM: 194 - Communications and Records

ACCOUNT LINE ITEM	10/11 ACTUALS	11/12 ACTUALS	FISCAL YEAR 12/13			13/14 BUDGET
			ORIGINAL BUDGET	AMENDED BUDGET	ESTIMATED ACTUAL	
<b>SUPPLIES &amp; SERVICES</b>						
4400 Rentals and Leases Equipment	-	-	-	-	-	2,000
Total Supplies & Services			-	-	-	2,000
<b>MINOR CAPITAL</b>						
4800 Equipment Purchases			-	-	-	3,000
4840 Data Processing Equipment	-	17,000	-	-	-	-
Total Minor Capital		17,000	-	-	-	3,000
<b>GRAND TOTAL</b>	\$ -	\$ 17,000	\$ -	\$ -	\$ -	\$ 5,000